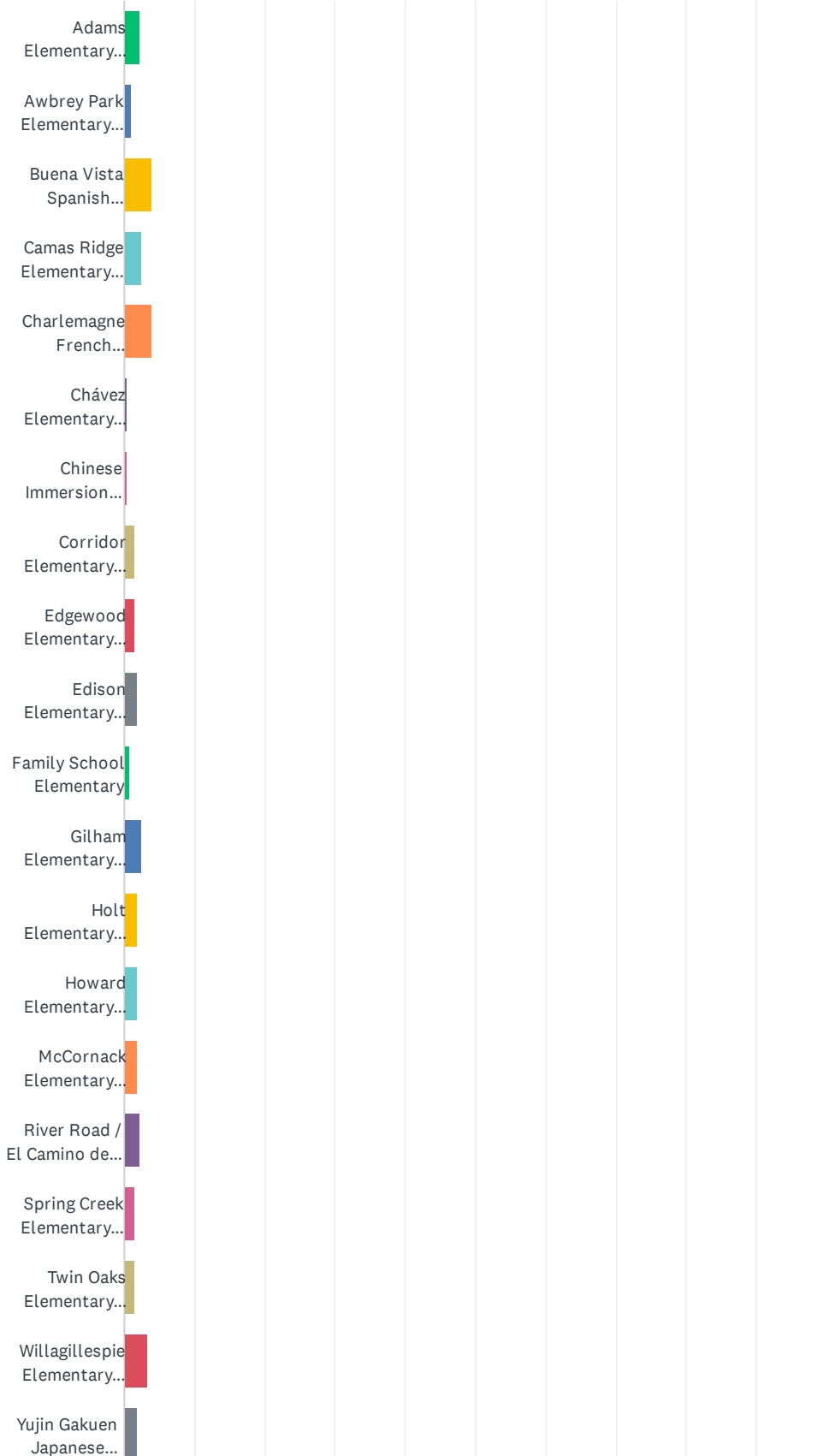
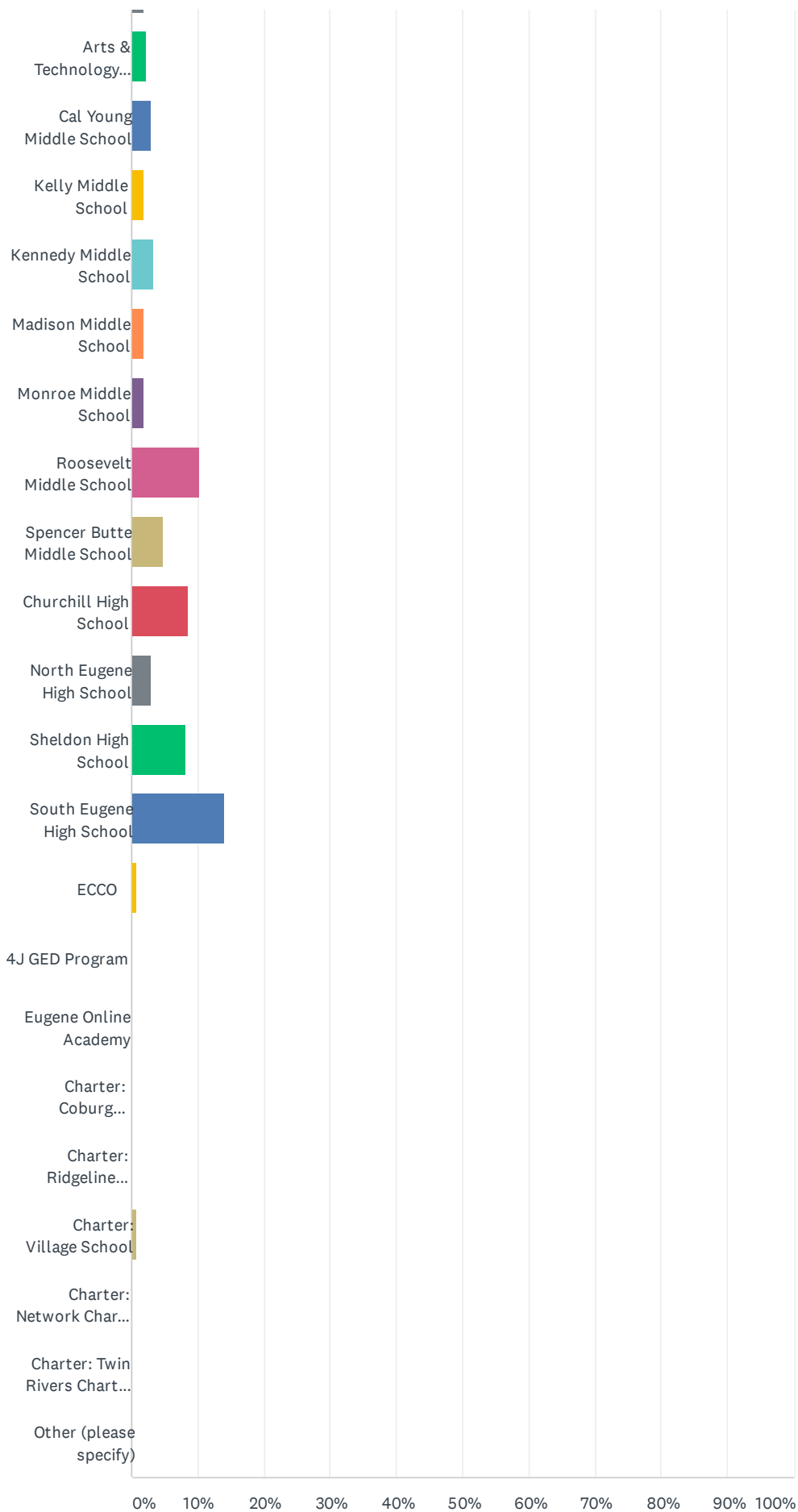


Q1 What school do you go to?

Answered: 271 Skipped: 0



Distance Learning for All (Student Survey)



Distance Learning for All (Student Survey)

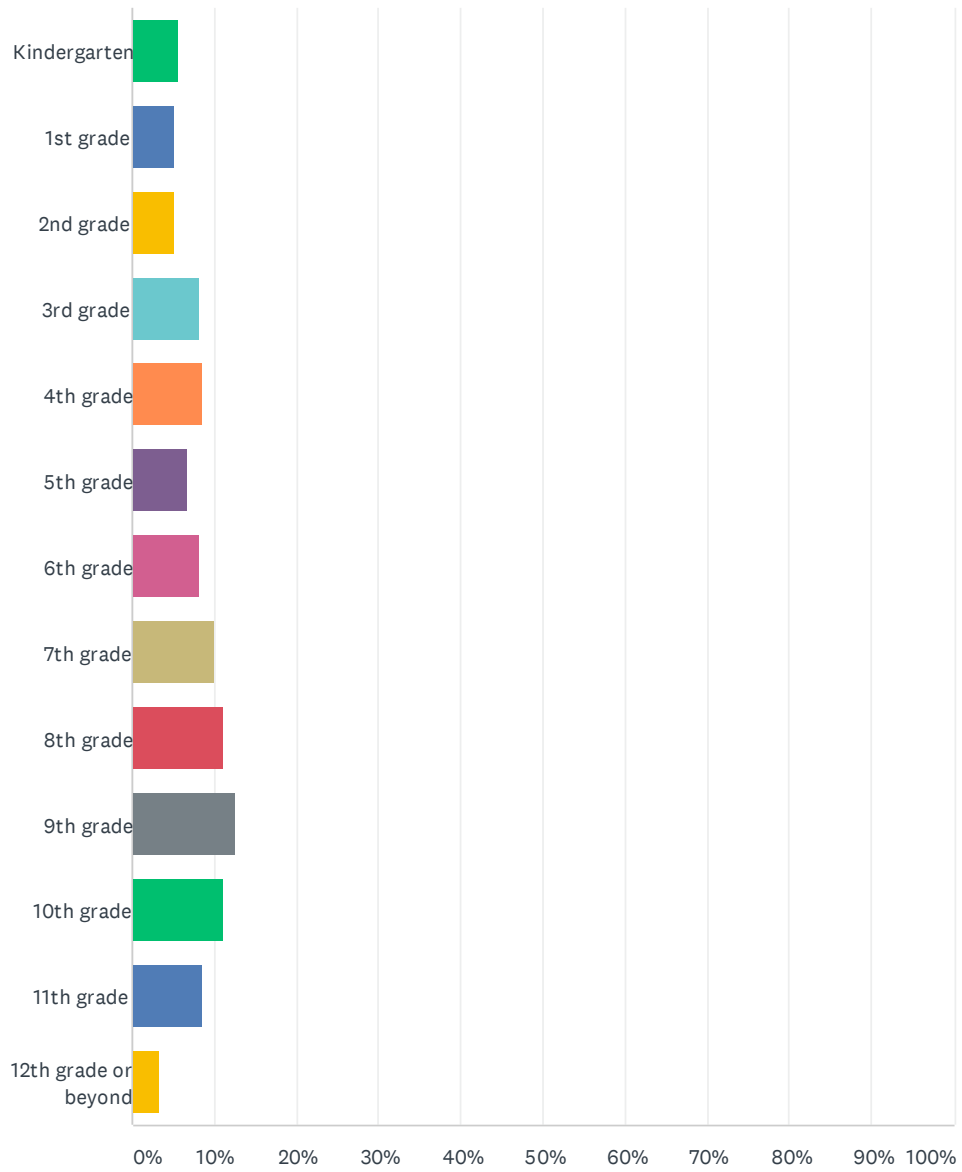
ANSWER CHOICES	RESPONSES	
Adams Elementary School	2.21%	6
Awbrey Park Elementary School	1.11%	3
Buena Vista Spanish Immersion Elementary School	4.06%	11
Camas Ridge Elementary School	2.58%	7
Charlemagne French Immersion Elementary School	4.06%	11
Chávez Elementary School	0.37%	1
Chinese Immersion School	0.37%	1
Corridor Elementary School	1.48%	4
Edgewood Elementary School	1.48%	4
Edison Elementary School	1.85%	5
Family School Elementary	0.74%	2
Gilham Elementary School	2.58%	7
Holt Elementary School	1.85%	5
Howard Elementary School	1.85%	5
McCornack Elementary School	1.85%	5
River Road / El Camino del Río Elementary School	2.21%	6
Spring Creek Elementary School	1.48%	4
Twin Oaks Elementary School	1.48%	4
Willagillespie Elementary School	3.32%	9
Yujin Gakuen Japanese Immersion Elementary School	1.85%	5
Arts & Technology Academy	2.21%	6
Cal Young Middle School	2.95%	8
Kelly Middle School	1.85%	5
Kennedy Middle School	3.32%	9
Madison Middle School	1.85%	5
Monroe Middle School	1.85%	5
Roosevelt Middle School	10.33%	28
Spencer Butte Middle School	4.80%	13
Churchill High School	8.49%	23
North Eugene High School	2.95%	8
Sheldon High School	8.12%	22
South Eugene High School	14.02%	38
ECCO	0.74%	2
4J GED Program	0.00%	0

Distance Learning for All (Student Survey)

Eugene Online Academy	0.00%	0
Charter: Coburg Community Charter School	0.00%	0
Charter: Ridgeline Montessori Charter School	0.00%	0
Charter: Village School	0.74%	2
Charter: Network Charter School	0.00%	0
Charter: Twin Rivers Charter School	0.00%	0
Other (please specify)	0.00%	0
Total Respondents: 271		

Q2 What grade are you in this year?

Answered: 270 Skipped: 1

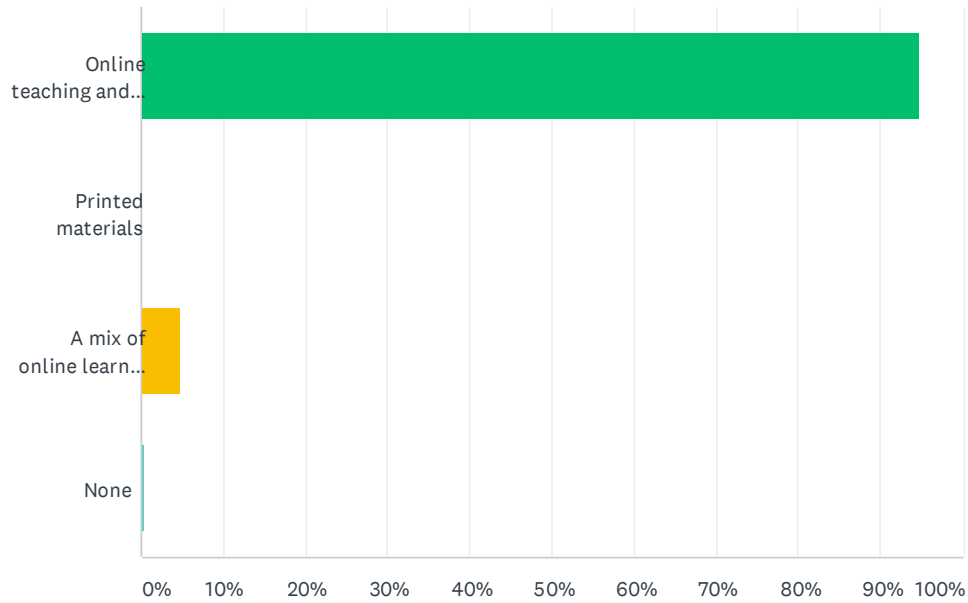


Distance Learning for All (Student Survey)

ANSWER CHOICES	RESPONSES	
Kindergarten	5.56%	15
1st grade	5.19%	14
2nd grade	5.19%	14
3rd grade	8.15%	22
4th grade	8.52%	23
5th grade	6.67%	18
6th grade	8.15%	22
7th grade	10.00%	27
8th grade	11.11%	30
9th grade	12.59%	34
10th grade	11.11%	30
11th grade	8.52%	23
12th grade or beyond	3.33%	9
Total Respondents: 270		

Q3 What type of distance learning have you been engaging in since school buildings closed?

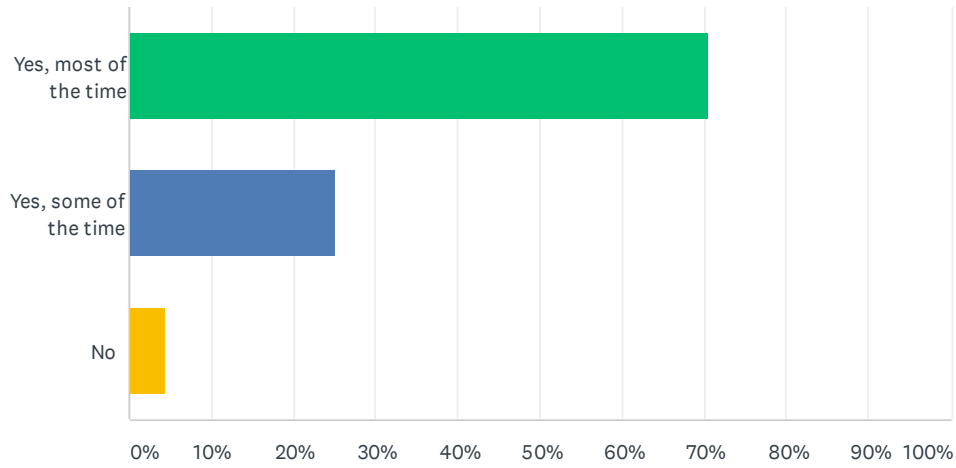
Answered: 228 Skipped: 43



ANSWER CHOICES	RESPONSES	
Online teaching and learning	94.74%	216
Printed materials	0.00%	0
A mix of online learning and printed packets	4.82%	11
None	0.44%	1
TOTAL		228

Q4 Was somebody in your home available to help you with distance learning when it was needed?

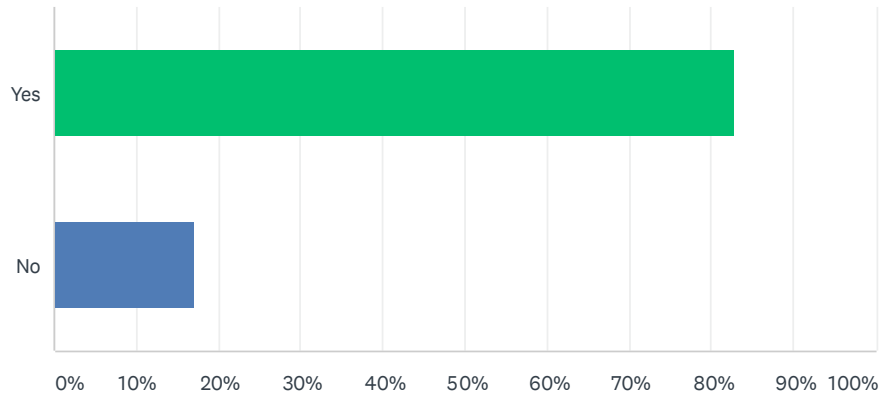
Answered: 227 Skipped: 44



ANSWER CHOICES	RESPONSES	
Yes, most of the time	70.48%	160
Yes, some of the time	25.11%	57
No	4.41%	10
TOTAL		227

Q5 Did your school and/or teachers communicate to you and/or your family how much school work time was expected every day on average?

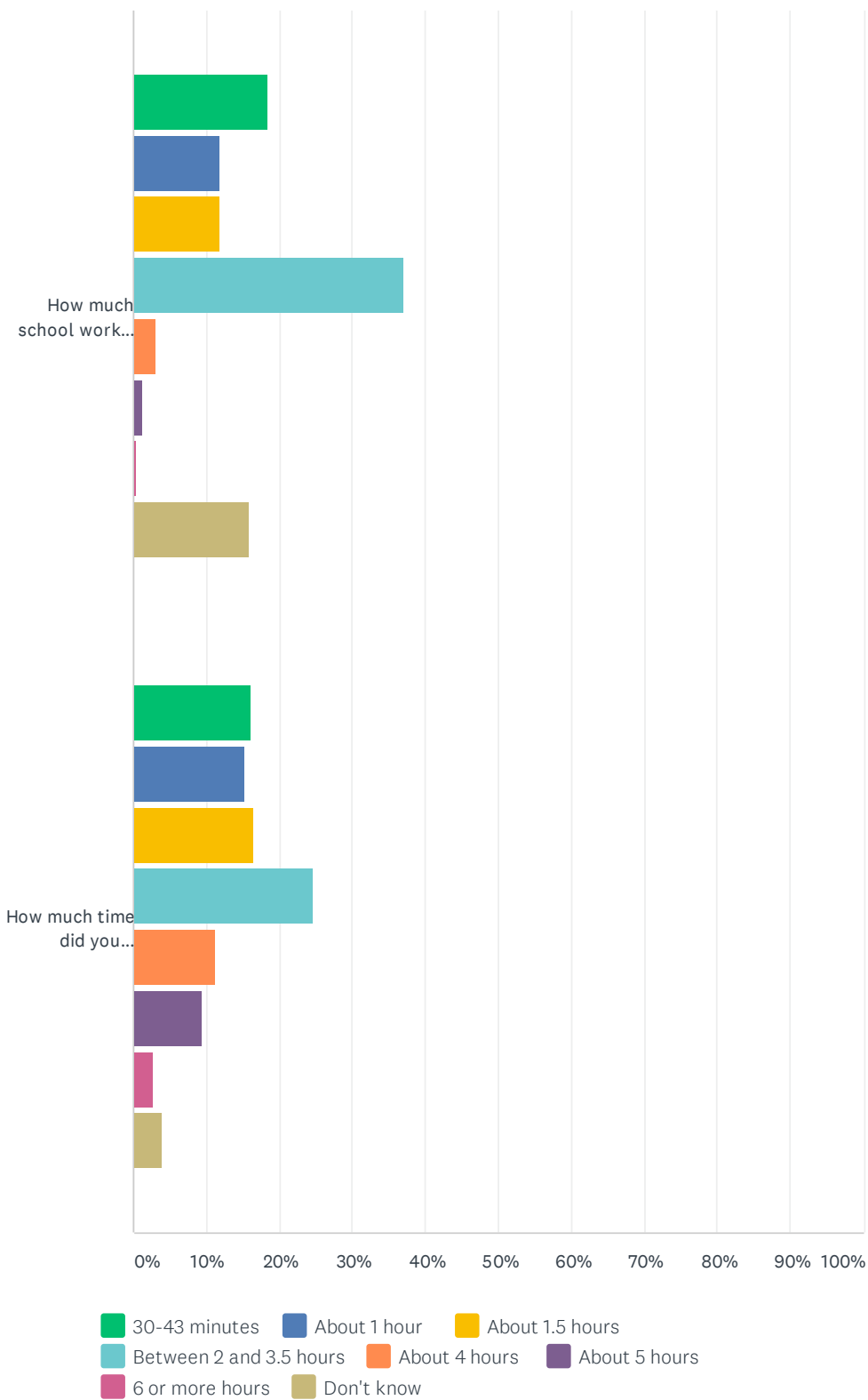
Answered: 228 Skipped: 43



ANSWER CHOICES	RESPONSES	
Yes	82.89%	189
No	17.11%	39
TOTAL		228

Q6 School work time during the distance learning period this spring:

Answered: 227 Skipped: 44

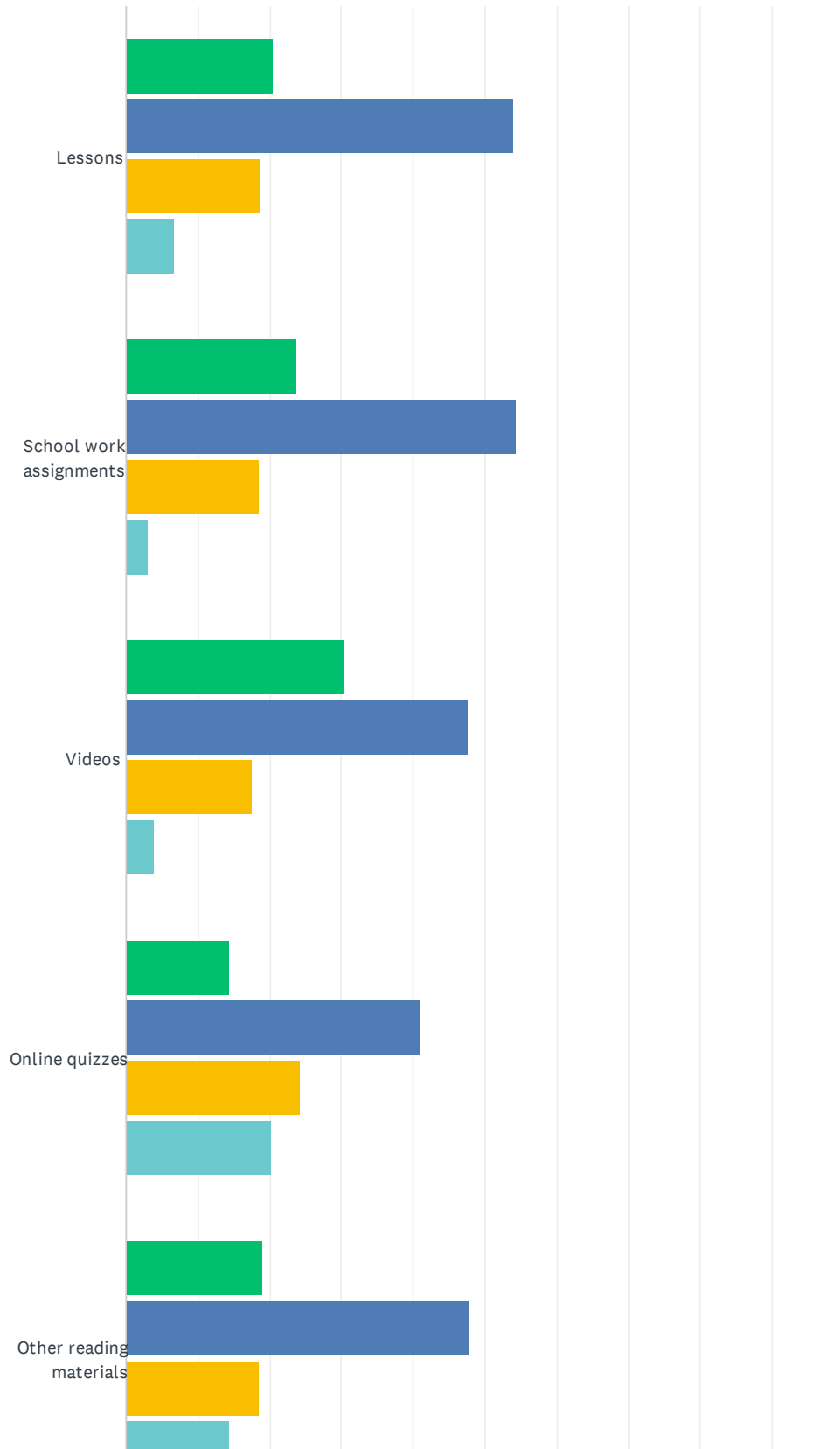


Distance Learning for All (Student Survey)

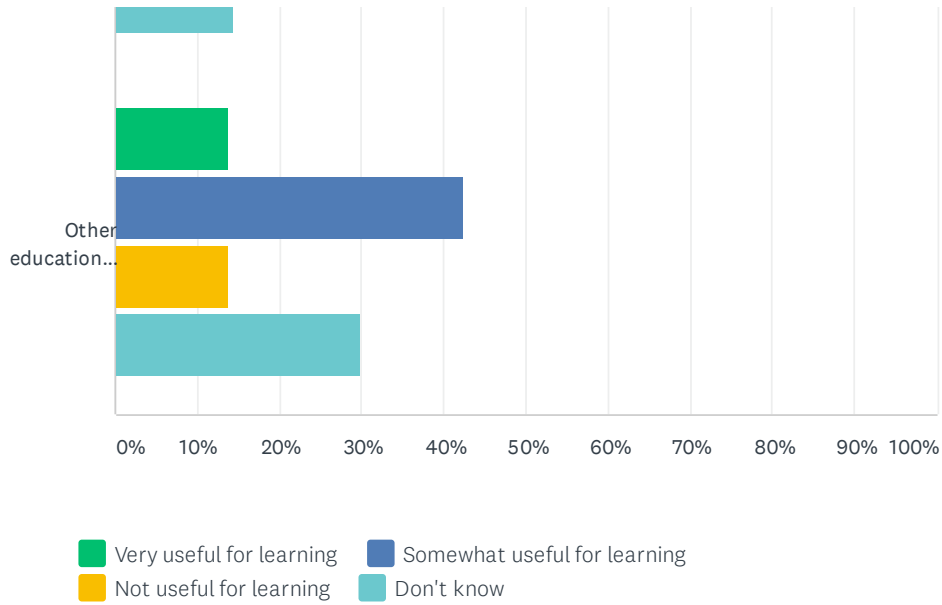
	30-43 MINUTES	ABOUT 1 HOUR	ABOUT 1.5 HOURS	BETWEEN 2 AND 3.5 HOURS	ABOUT 4 HOURS	ABOUT 5 HOURS	6 OR MORE HOURS	DON'T KNOW	TOTAL	WEIGHTED AVERAGE
How much school work time was expected by your teachers or school each day?	18.50% 42	11.89% 27	11.89% 27	37.00% 84	3.08% 7	1.32% 3	0.44% 1	15.86% 36	227	3.63
How much time did you actually spend on school work each day, on average?	16.14% 36	15.25% 34	16.59% 37	24.66% 55	11.21% 25	9.42% 21	2.69% 6	4.04% 9	223	3.52

Q7 How useful were the educational materials you used during the distance learning period this spring?

Answered: 227 Skipped: 44



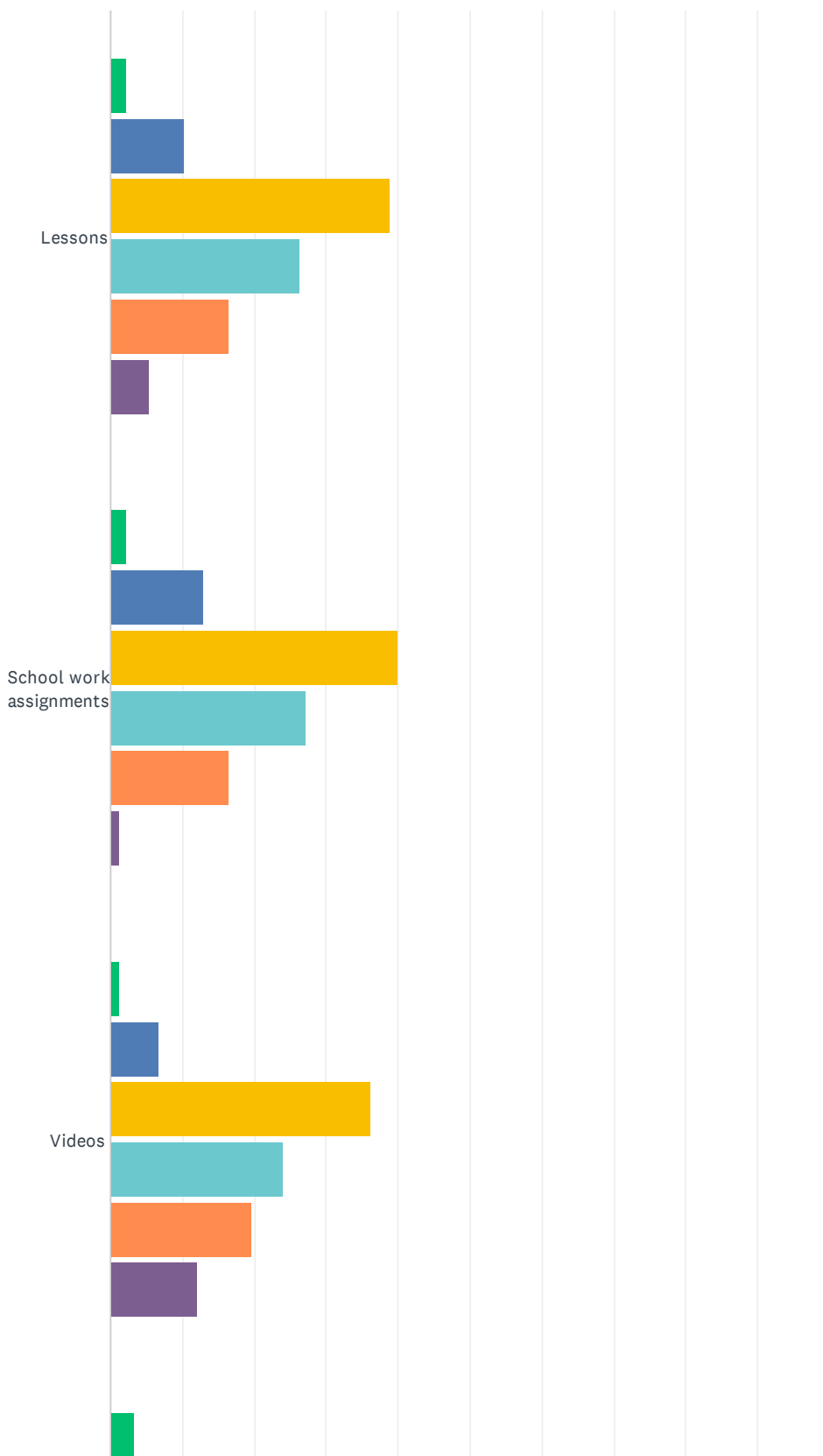
Distance Learning for All (Student Survey)



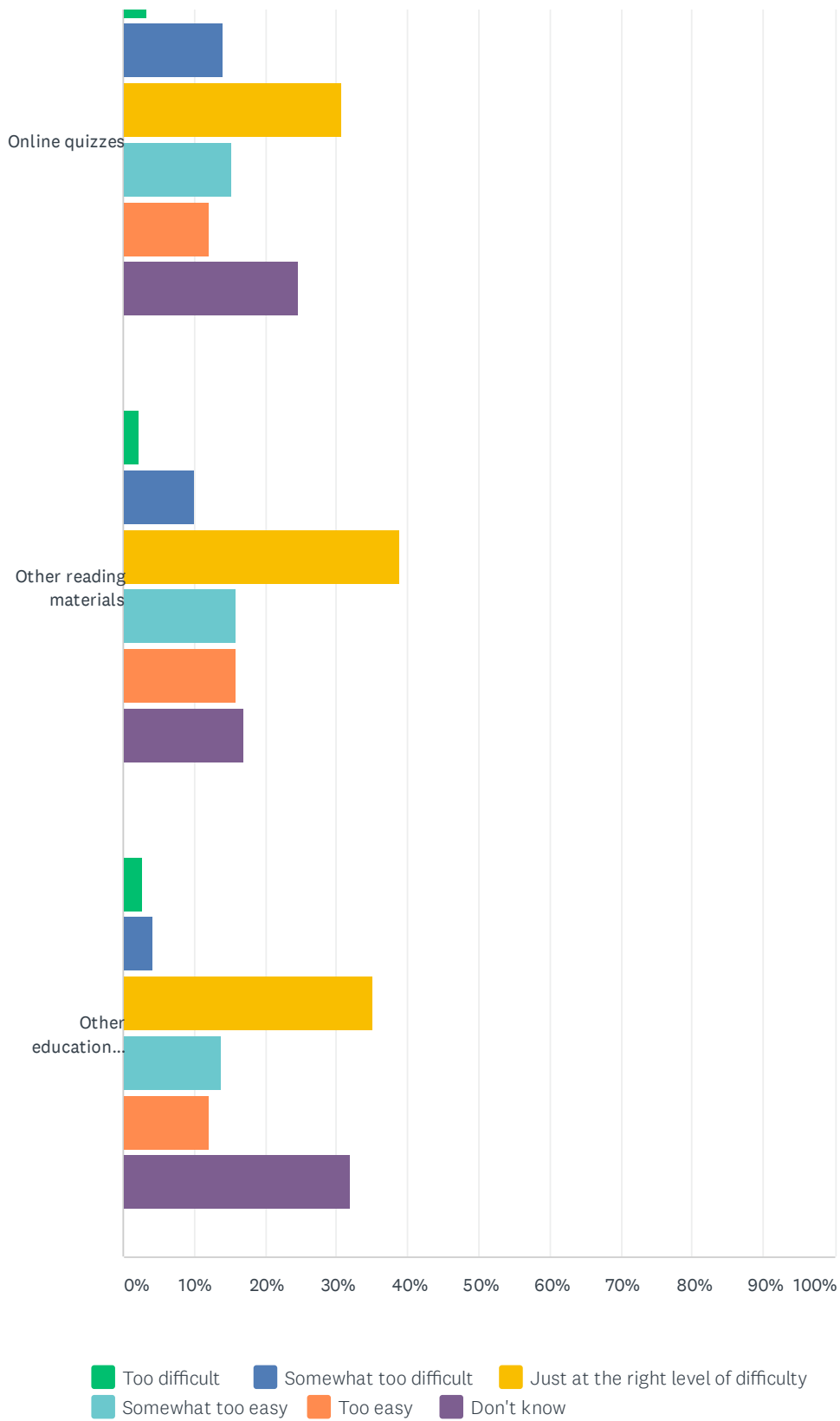
	VERY USEFUL FOR LEARNING	SOMEWHAT USEFUL FOR LEARNING	NOT USEFUL FOR LEARNING	DON'T KNOW	TOTAL
Lessons	20.54% 46	54.02% 121	18.75% 42	6.70% 15	224
School work assignments	23.89% 54	54.42% 123	18.58% 42	3.10% 7	226
Videos	30.63% 68	47.75% 106	17.57% 39	4.05% 9	222
Online quizzes	14.41% 32	40.99% 91	24.32% 54	20.27% 45	222
Other reading materials	19.00% 42	47.96% 106	18.55% 41	14.48% 32	221
Other education materials	13.81% 29	42.38% 89	13.81% 29	30.00% 63	210

Q8 What is your opinion about the level of difficulty of the educational materials you used during the distance learning period this spring?

Answered: 227 Skipped: 44



Distance Learning for All (Student Survey)



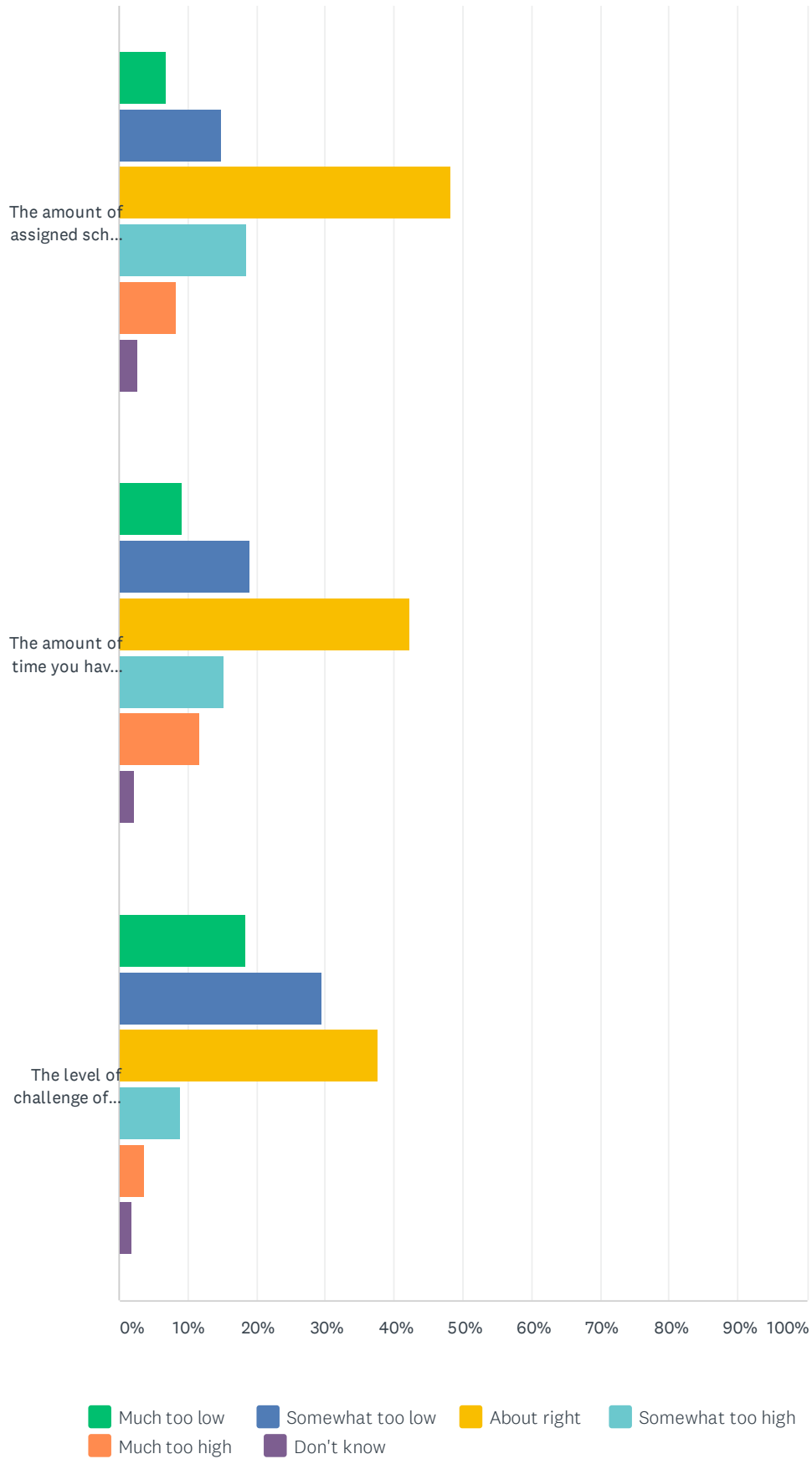
Distance Learning for All (Student Survey)

	TOO DIFFICULT	SOMEWHAT TOO DIFFICULT	JUST AT THE RIGHT LEVEL OF DIFFICULTY	SOMEWHAT TOO EASY	TOO EASY	DON'T KNOW	TOTAL
Lessons	2.24% 5	10.31% 23	39.01% 87	26.46% 59	16.59% 37	5.38% 12	223
School work assignments	2.22% 5	12.89% 29	40.00% 90	27.11% 61	16.44% 37	1.33% 3	225
Videos	1.34% 3	6.70% 15	36.16% 81	24.11% 54	19.64% 44	12.05% 27	224
Online quizzes	3.26% 7	13.95% 30	30.70% 66	15.35% 33	12.09% 26	24.65% 53	215
Other reading materials	2.28% 5	10.05% 22	38.81% 85	15.98% 35	15.98% 35	16.89% 37	219
Other education materials	2.78% 6	4.17% 9	35.19% 76	13.89% 30	12.04% 26	31.94% 69	216

Q9 School work during the distance learning period this spring:

Answered: 215 Skipped: 56

Distance Learning for All (Student Survey)

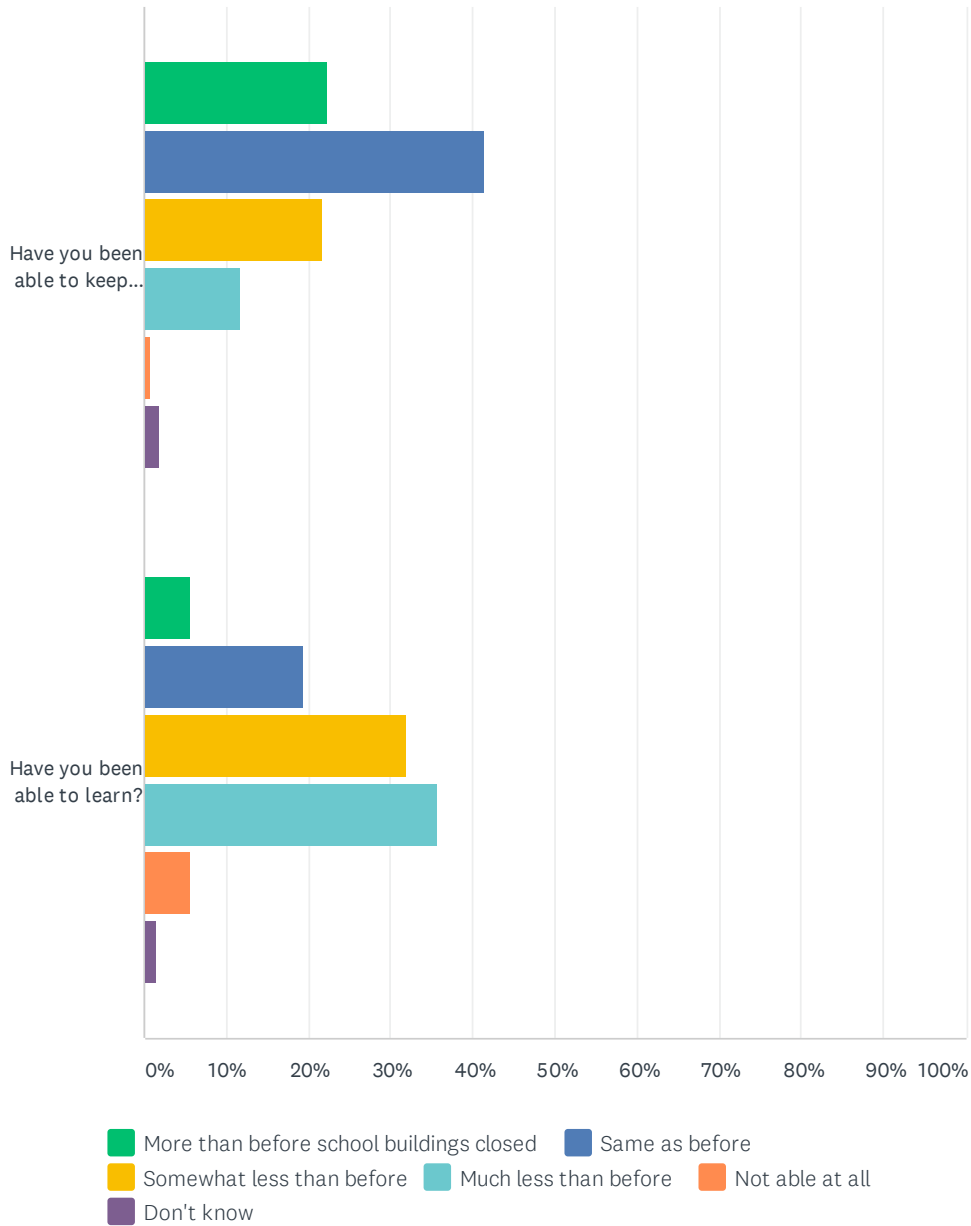


Distance Learning for All (Student Survey)

	MUCH TOO LOW	SOMEWHAT TOO LOW	ABOUT RIGHT	SOMEWHAT TOO HIGH	MUCH TOO HIGH	DON'T KNOW	TOTAL	WEIGHTED AVERAGE
The amount of assigned school work has been...	6.98% 15	14.88% 32	48.37% 104	18.60% 40	8.37% 18	2.79% 6	215	3.
The amount of time you have spent on school work has been...	9.30% 20	19.07% 41	42.33% 91	15.35% 33	11.63% 25	2.33% 5	215	3.
The level of challenge of your school work has been...	18.31% 39	29.58% 63	37.56% 80	8.92% 19	3.76% 8	1.88% 4	213	2.

Q10 Learning during the distance learning period this spring, compared with before school buildings closed:

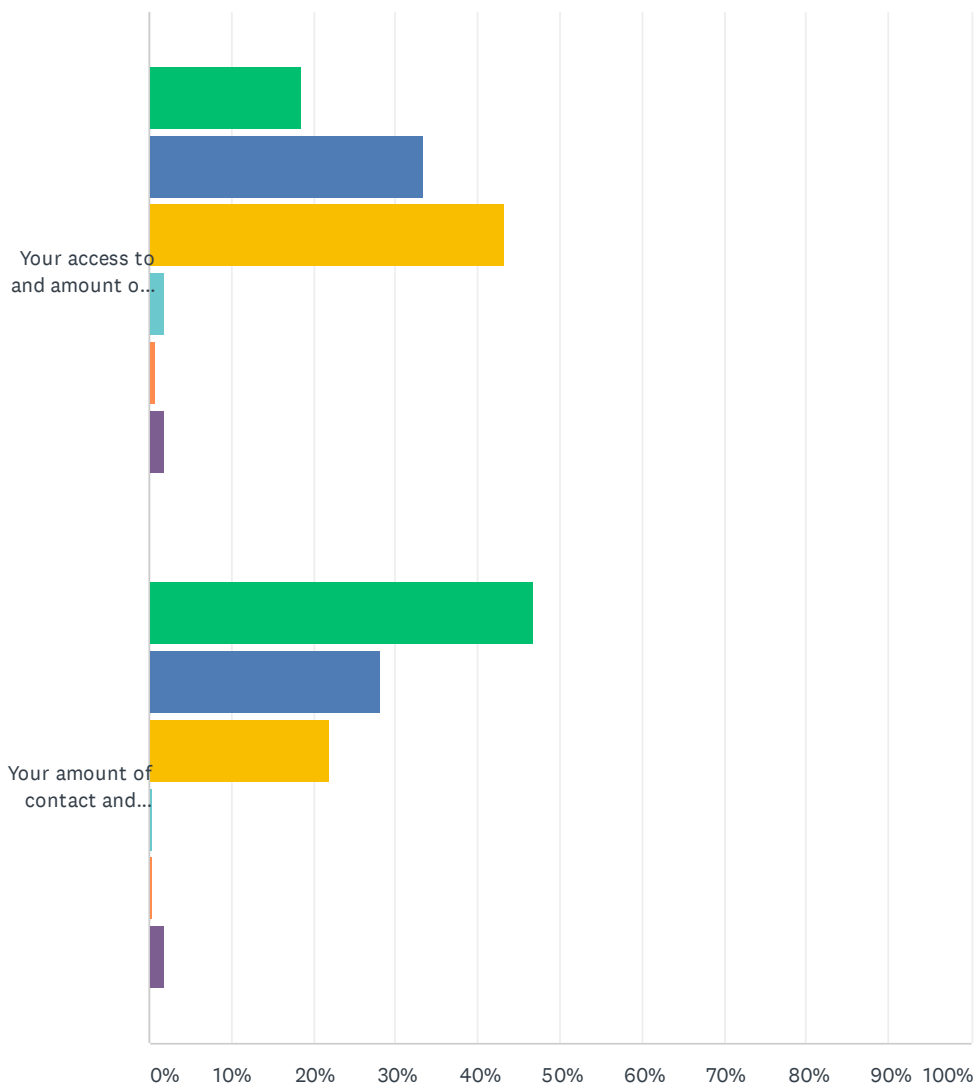
Answered: 215 Skipped: 56



	MORE THAN BEFORE SCHOOL BUILDINGS CLOSED	SAME AS BEFORE	SOMEWHAT LESS THAN BEFORE	MUCH LESS THAN BEFORE	NOT ABLE AT ALL	DON'T KNOW	TOTAL	WEIGHTED AVERAGE
Have you been able to keep up with your assigned school work?	22.33% 48	41.40% 89	21.86% 47	11.63% 25	0.93% 2	1.86% 4	215	2.19
Have you been able to learn?	5.58% 12	19.53% 42	32.09% 69	35.81% 77	5.58% 12	1.40% 3	215	2.78

Q11 Contact and connection during the distance learning period this spring:

Answered: 215 Skipped: 56

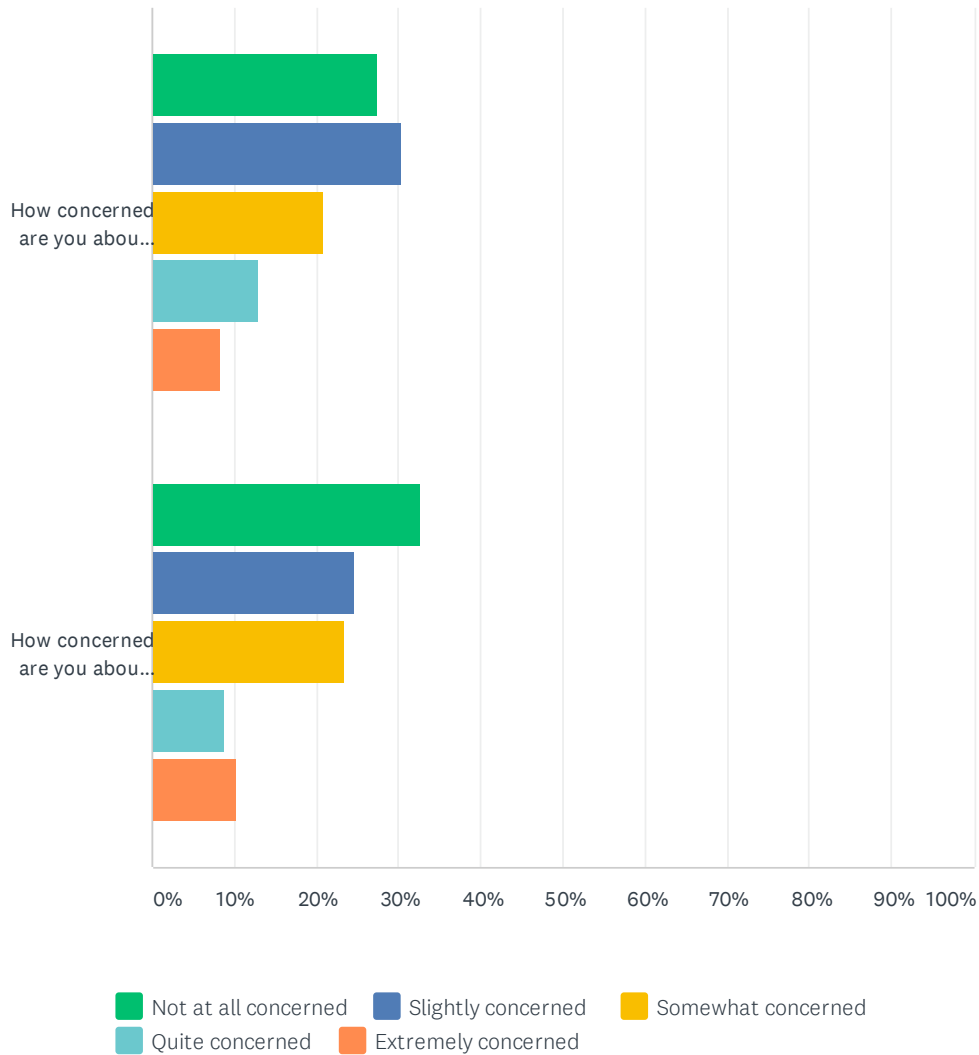


■ Much too little
 ■ Somewhat too little
 ■ About right
■ Somewhat too much
 ■ Too much
 ■ Don't know

	MUCH TOO LITTLE	SOMEWHAT TOO LITTLE	ABOUT RIGHT	SOMEWHAT TOO MUCH	TOO MUCH	DON'T KNOW	TOTAL	WEIGHTED AVERAGE
Your access to and amount of contact with your teacher(s) felt like it was...	18.60% 40	33.49% 72	43.26% 93	1.86% 4	0.93% 2	1.86% 4	215	2.39
Your amount of contact and connection with other students felt like it was...	46.95% 100	28.17% 60	22.07% 47	0.47% 1	0.47% 1	1.88% 4	213	1.85

Q12 Concerns during the distance learning period this spring:

Answered: 215 Skipped: 56



	NOT AT ALL CONCERNED	SLIGHTLY CONCERNED	SOMEWHAT CONCERNED	QUITE CONCERNED	EXTREMELY CONCERNED	TOTAL	WEIGHTED AVERAGE
How concerned are you about your academic learning?	27.44% 59	30.23% 65	20.93% 45	13.02% 28	8.37% 18	215	2.45
How concerned are you about your social or emotional well-being?	32.71% 70	24.77% 53	23.36% 50	8.88% 19	10.28% 22	214	2.39

Q13 If you receive special education, Section 504, or English learner supports, do you have feedback about these services during the distance learning period this spring?

Answered: 42 Skipped: 229

Q14 Please describe one thing one of your teachers has done during distance learning this spring that you found useful and engaging.

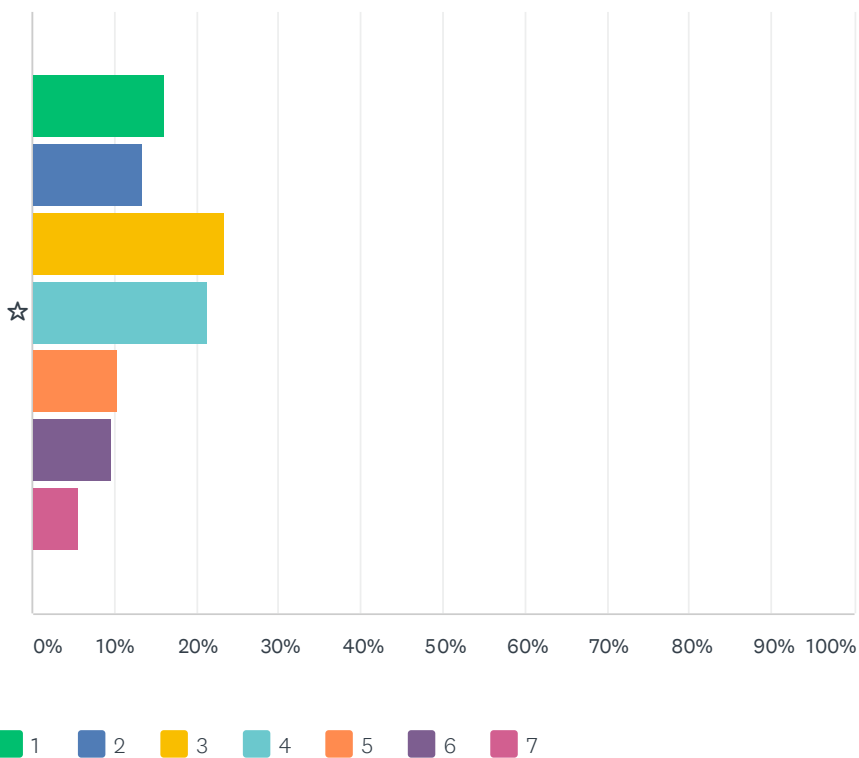
Answered: 165 Skipped: 106

Q15 Please describe one distance learning material that you found useful and engaging.

Answered: 167 Skipped: 104

Q16 Overall, how satisfied are you with distance learning in 4J since school buildings closed? (more stars = higher satisfaction)

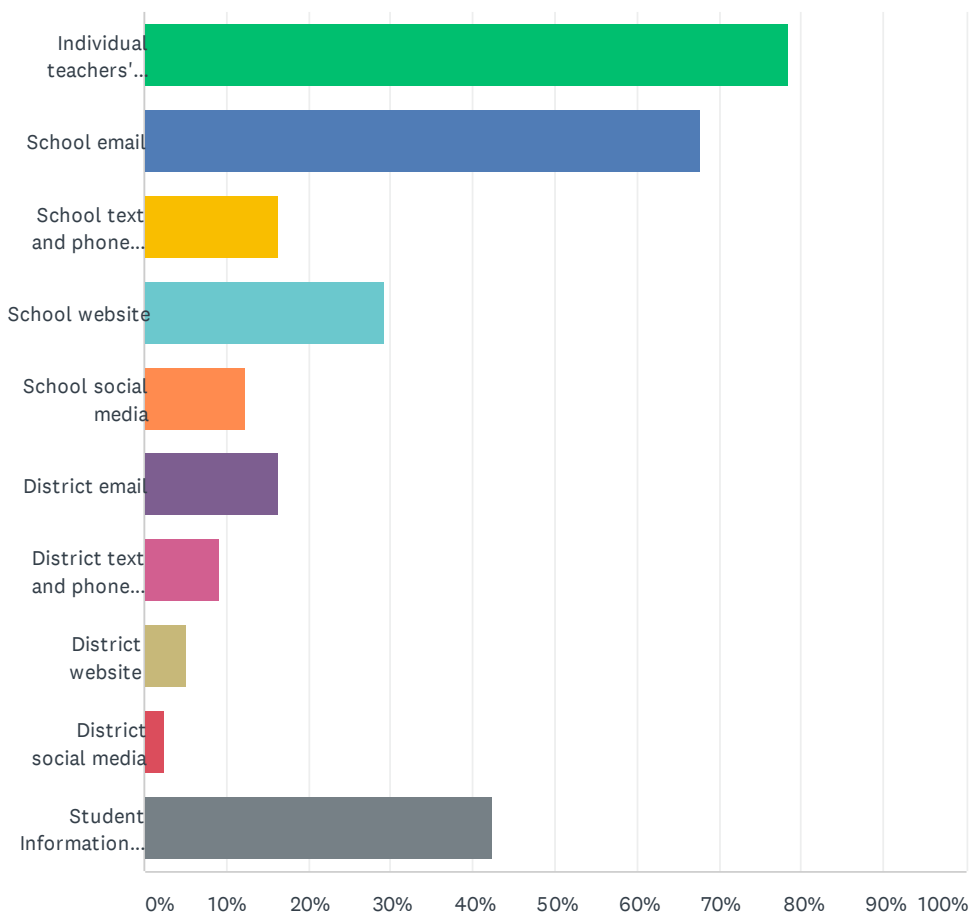
Answered: 210 Skipped: 61



	1	2	3	4	5	6	7	TOTAL	WEIGHTED AVERAGE
☆	16.19% 34	13.33% 28	23.33% 49	21.43% 45	10.48% 22	9.52% 20	5.71% 12	210	3.48

Q17 Which modes of communication did you get information from during the distance learning period this spring? (Check all that apply)

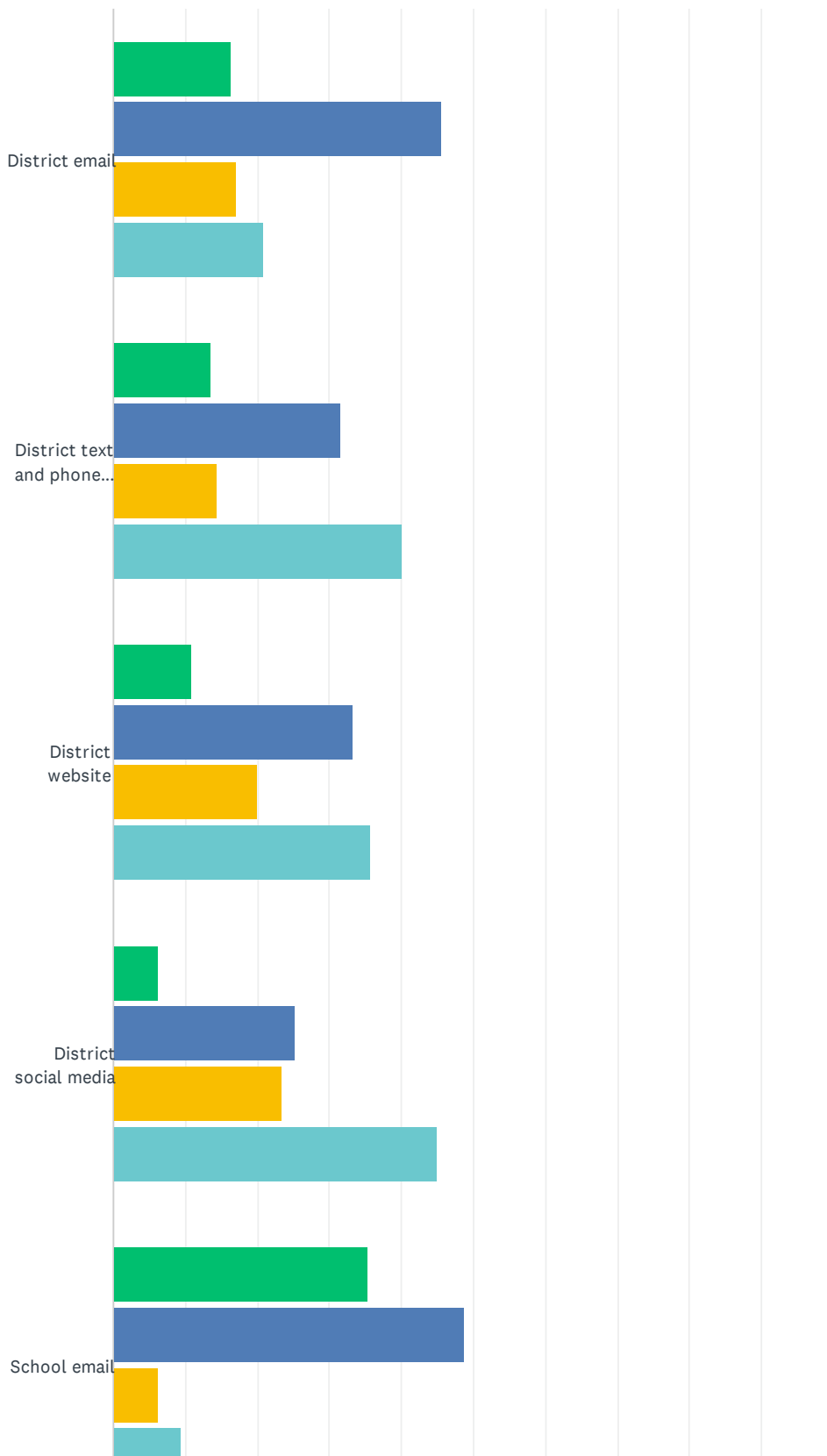
Answered: 195 Skipped: 76



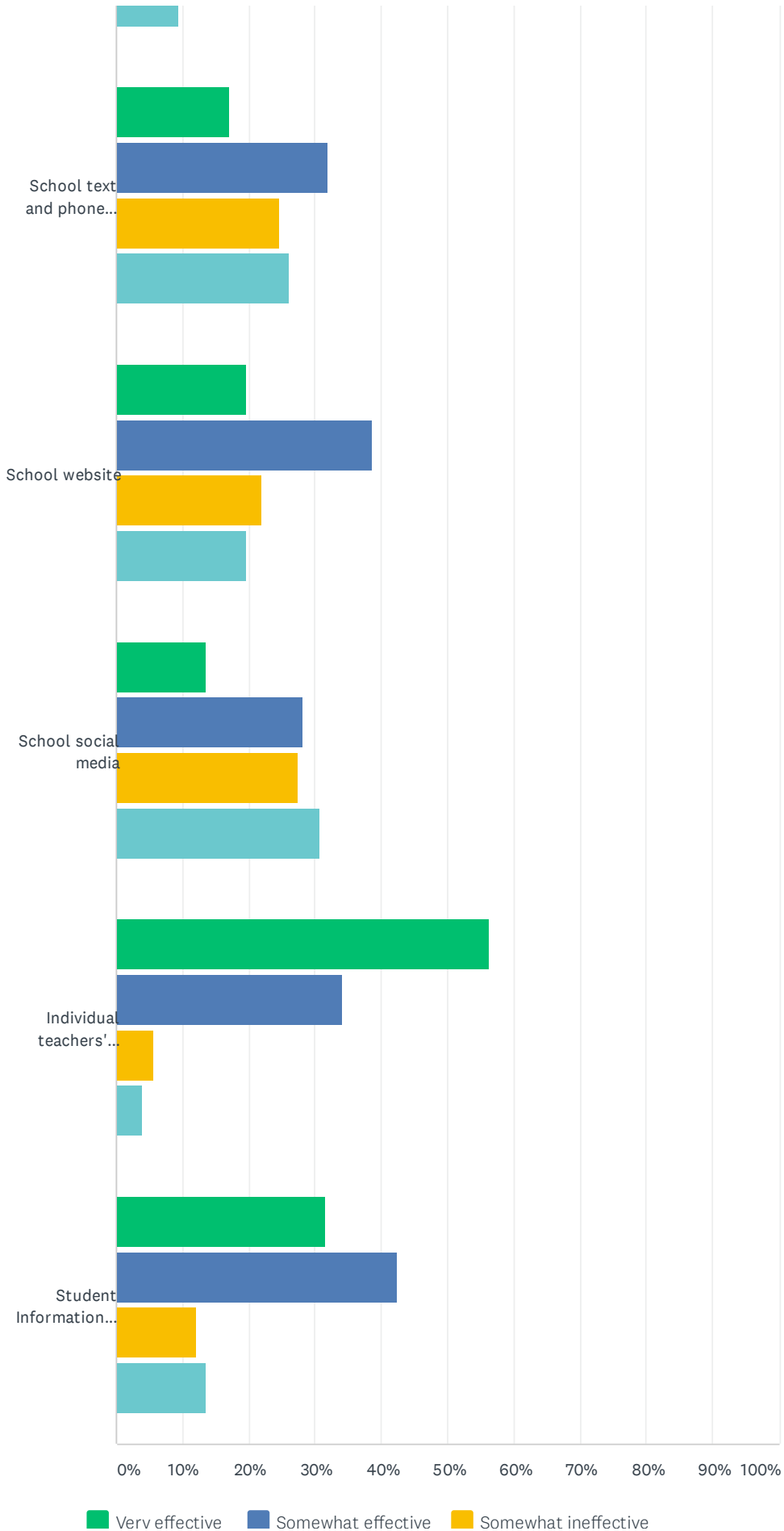
ANSWER CHOICES	RESPONSES	
Individual teachers' communications	78.46%	153
School email	67.69%	132
School text and phone communication	16.41%	32
School website	29.23%	57
School social media	12.31%	24
District email	16.41%	32
District text and phone communication	9.23%	18
District website	5.13%	10
District social media	2.56%	5
Student Information System (StudentVUE)	42.56%	83
Total Respondents: 195		

Q18 How effective and useful have you found these modes of communication and the information they contained?

Answered: 188 Skipped: 83



Distance Learning for All (Student Survey)



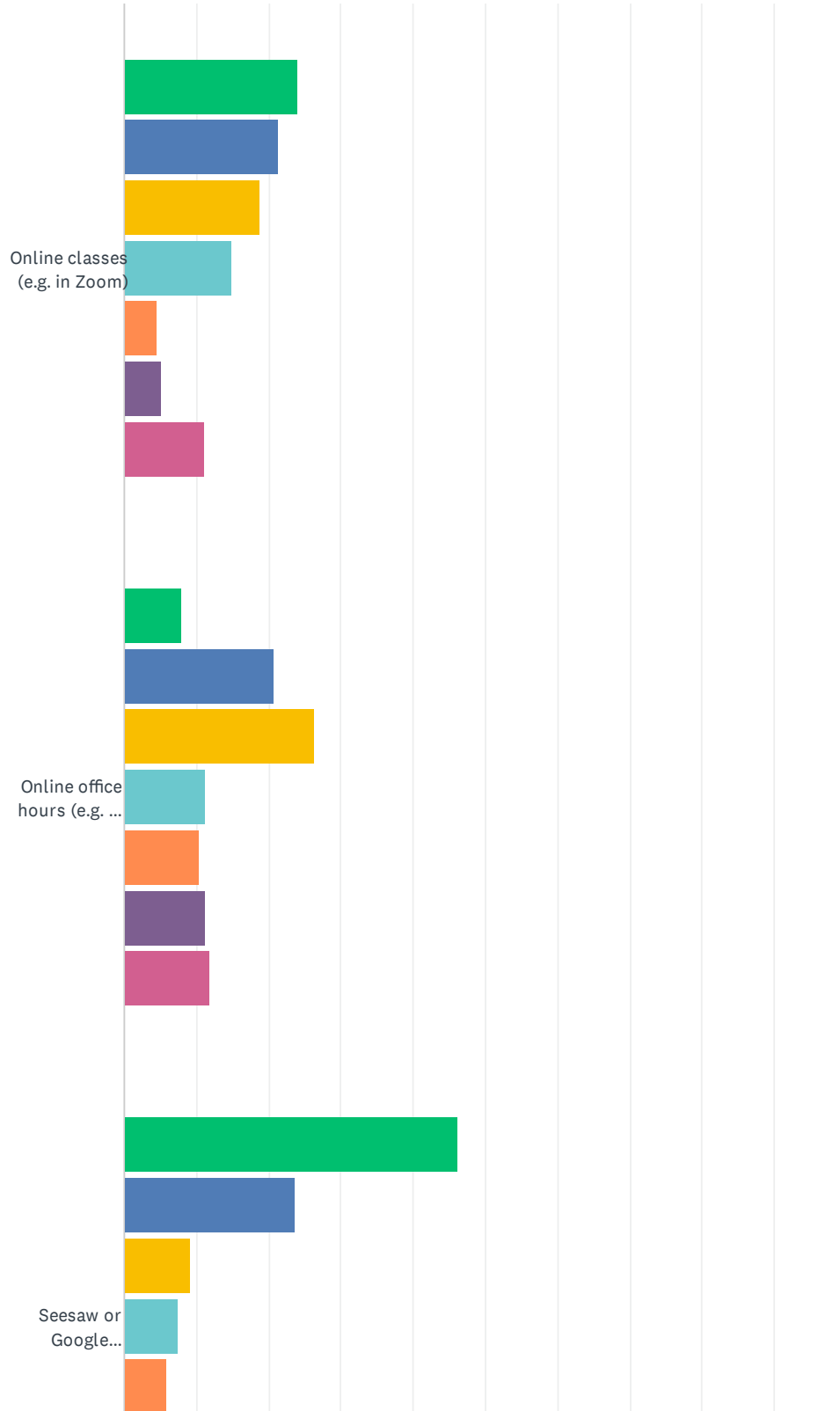
Distance Learning for All (Student Survey)



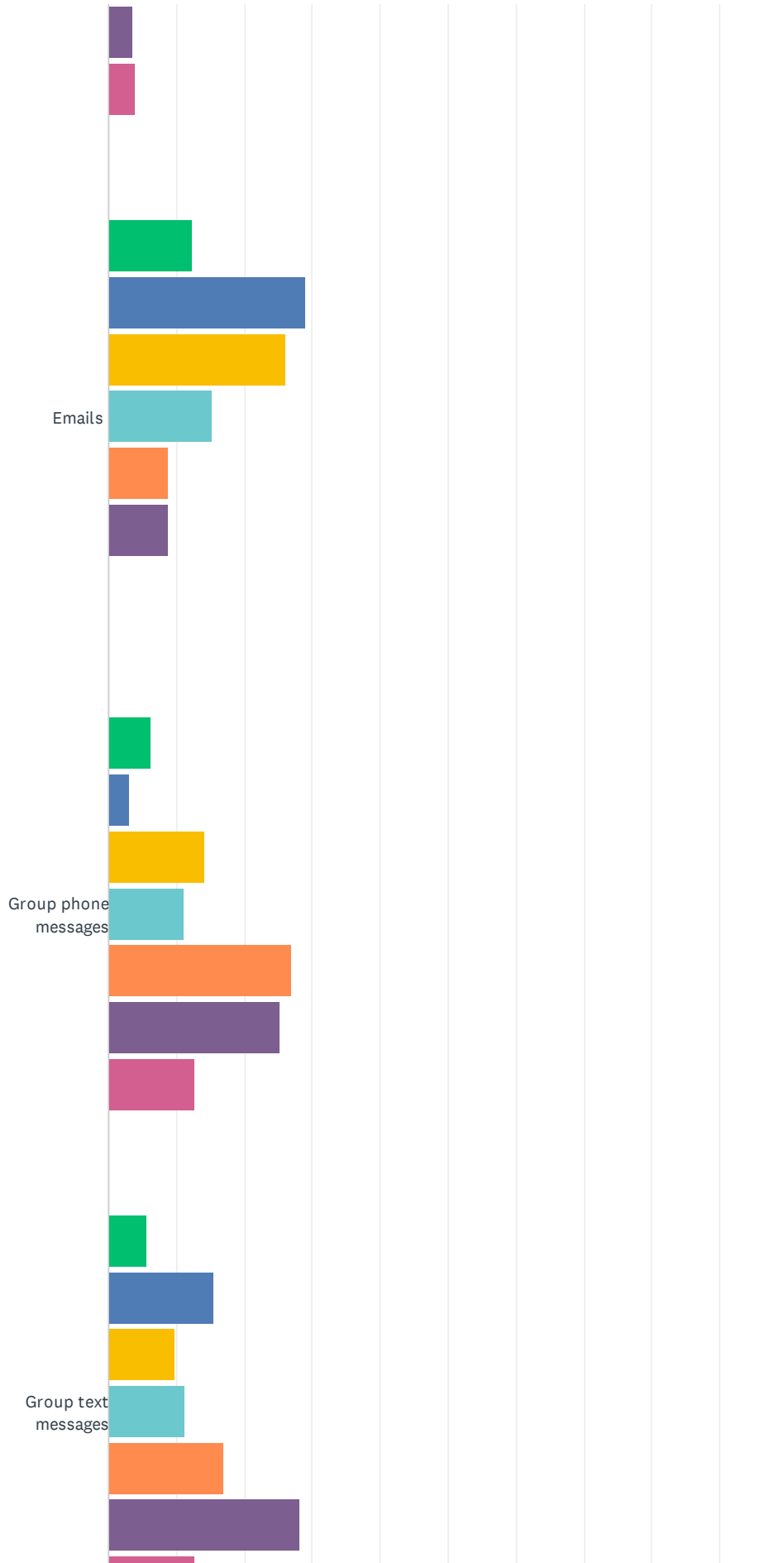
	VERY EFFECTIVE	SOMEWHAT EFFECTIVE	SOMEWHAT INEFFECTIVE	VERY INEFFECTIVE	TOTAL
District email	16.42% 22	45.52% 61	17.16% 23	20.90% 28	134
District text and phone messages	13.68% 16	31.62% 37	14.53% 17	40.17% 47	117
District website	10.83% 13	33.33% 40	20.00% 24	35.83% 43	120
District social media	6.31% 7	25.23% 28	23.42% 26	45.05% 50	111
School email	35.44% 56	48.73% 77	6.33% 10	9.49% 15	158
School text and phone messages	17.21% 21	31.97% 39	24.59% 30	26.23% 32	122
School website	19.70% 26	38.64% 51	21.97% 29	19.70% 26	132
School social media	13.68% 16	28.21% 33	27.35% 32	30.77% 36	117
Individual teachers' communications	56.25% 99	34.09% 60	5.68% 10	3.98% 7	176
Student Information System (StudentVUE)	31.65% 44	42.45% 59	12.23% 17	13.67% 19	139

Q19 How useful were the different modes of teacher/student communication for you? Rank as 1 the most useful mode, 2 the second most useful, etc. Skip any that do not apply.

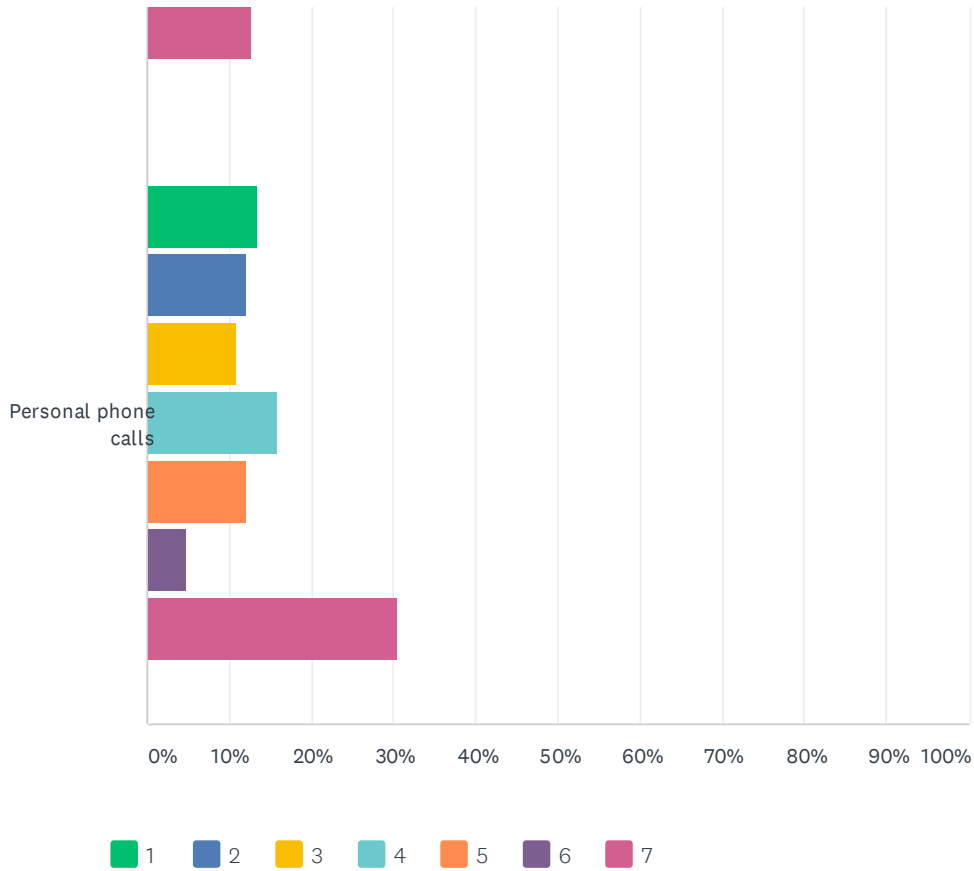
Answered: 202 Skipped: 69



Distance Learning for All (Student Survey)



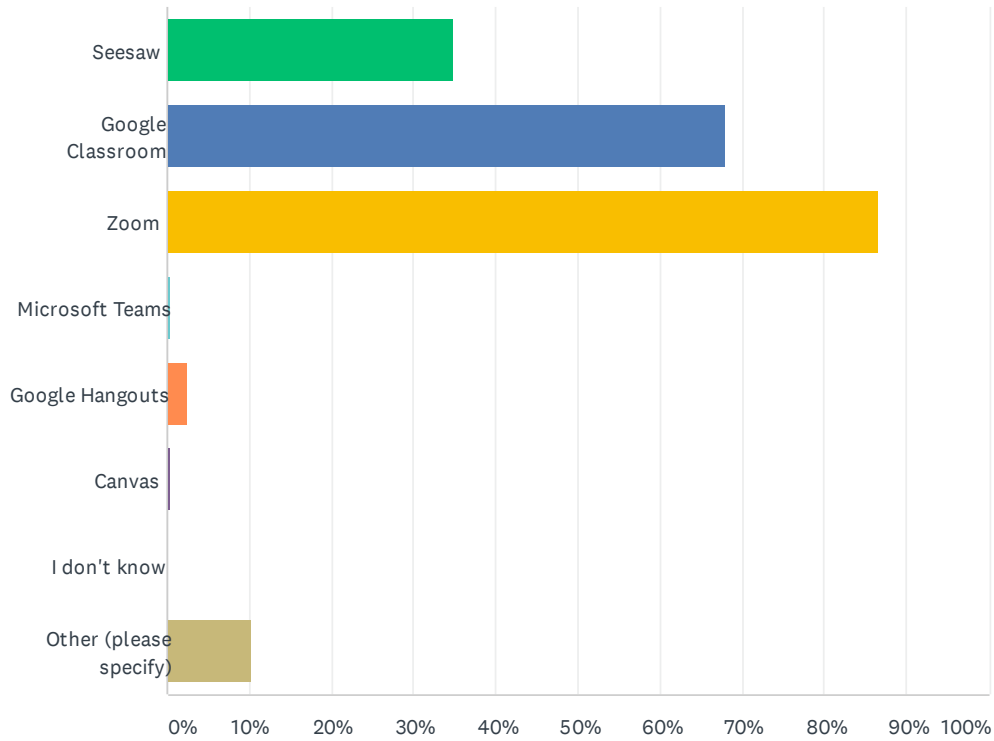
Distance Learning for All (Student Survey)



	1	2	3	4	5	6	7	TOTAL	WEIGHTED AVERAGE
Online classes (e.g. in Zoom)	24.03% 37	21.43% 33	18.83% 29	14.94% 23	4.55% 7	5.19% 8	11.04% 17	154	3.14
Online office hours (e.g. in Zoom)	8.00% 10	20.80% 26	26.40% 33	11.20% 14	10.40% 13	11.20% 14	12.00% 15	125	3.77
Seesaw or Google Classroom communications	46.24% 80	23.70% 41	9.25% 16	7.51% 13	5.78% 10	3.47% 6	4.05% 7	173	2.29
Emails	12.32% 17	28.99% 40	26.09% 36	15.22% 21	8.70% 12	8.70% 12	0.00% 0	138	3.05
Group phone messages	6.35% 4	3.17% 2	14.29% 9	11.11% 7	26.98% 17	25.40% 16	12.70% 8	63	4.76
Group text messages	5.63% 4	15.49% 11	9.86% 7	11.27% 8	16.90% 12	28.17% 20	12.68% 9	71	4.54
Personal phone calls	13.41% 11	12.20% 10	10.98% 9	15.85% 13	12.20% 10	4.88% 4	30.49% 25	82	4.38

Q20 What software applications did you use for distance learning this spring? (Check all that apply)

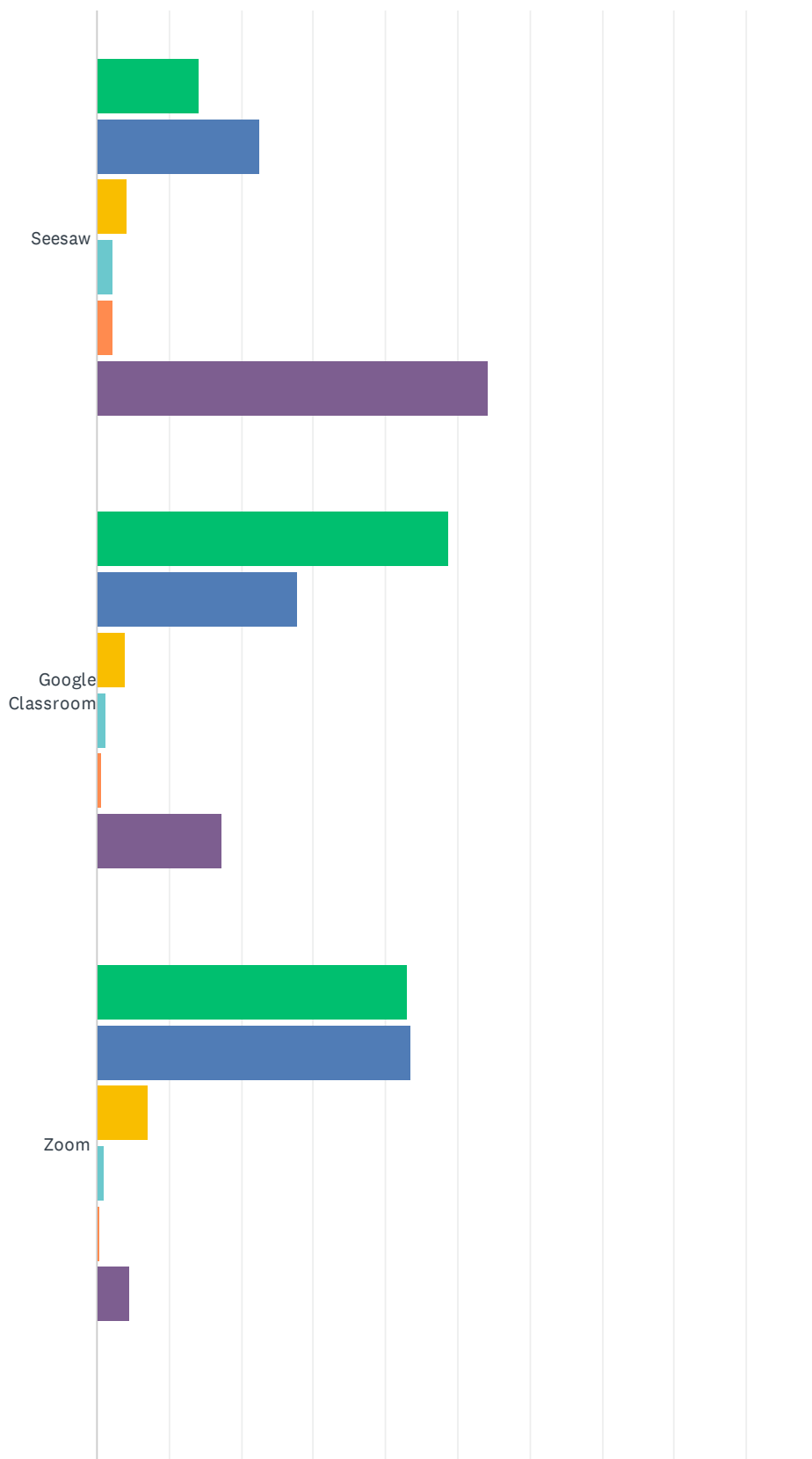
Answered: 203 Skipped: 68



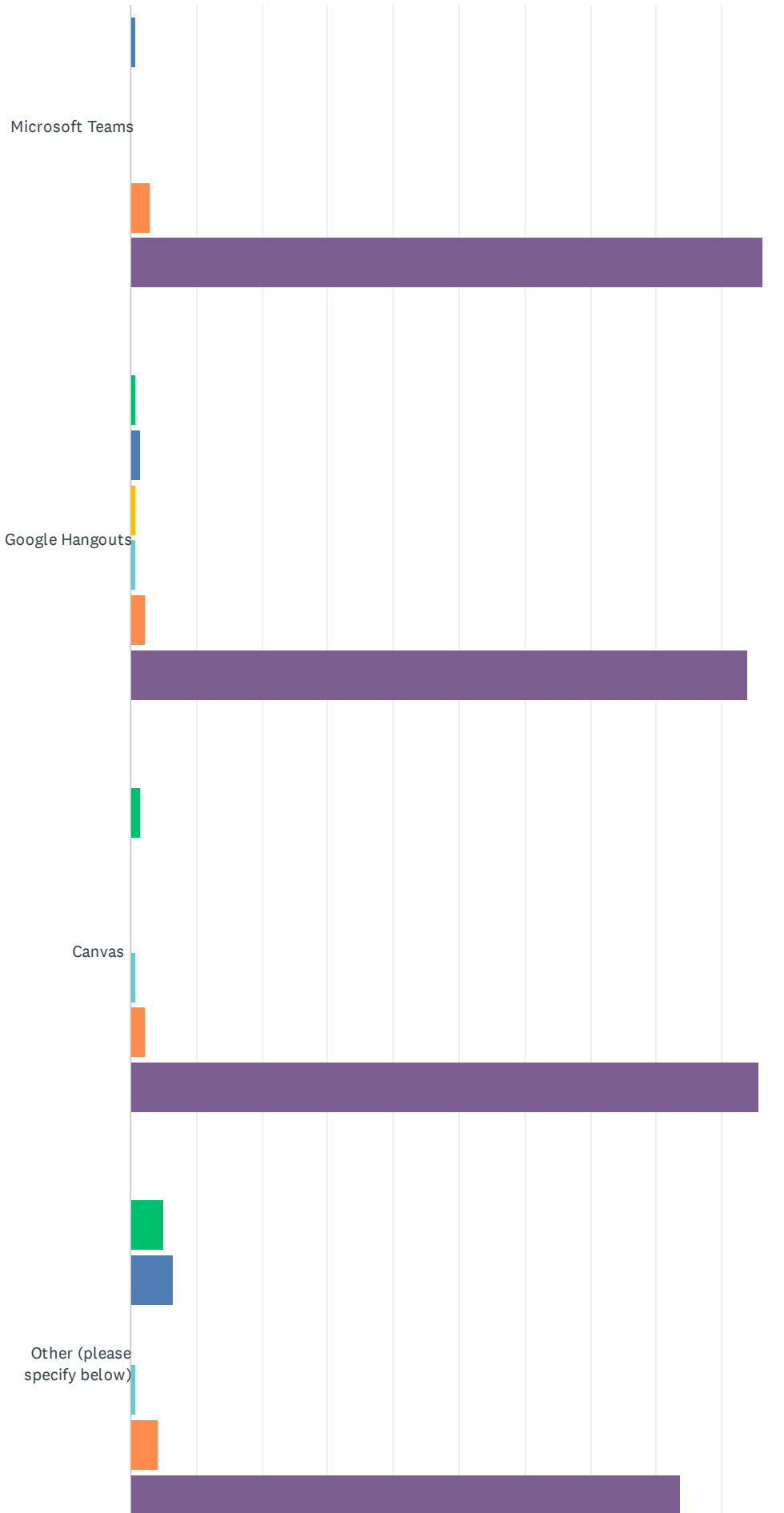
ANSWER CHOICES	RESPONSES	
Seesaw	34.98%	71
Google Classroom	67.98%	138
Zoom	86.70%	176
Microsoft Teams	0.49%	1
Google Hangouts	2.46%	5
Canvas	0.49%	1
I don't know	0.00%	0
Other (please specify)	10.34%	21
Total Respondents: 203		

Q21 How easy to use were the software applications you used for distance learning this spring?

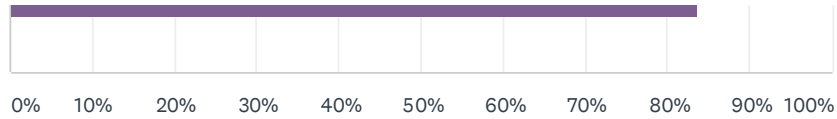
Answered: 203 Skipped: 68



Distance Learning for All (Student Survey)



Distance Learning for All (Student Survey)

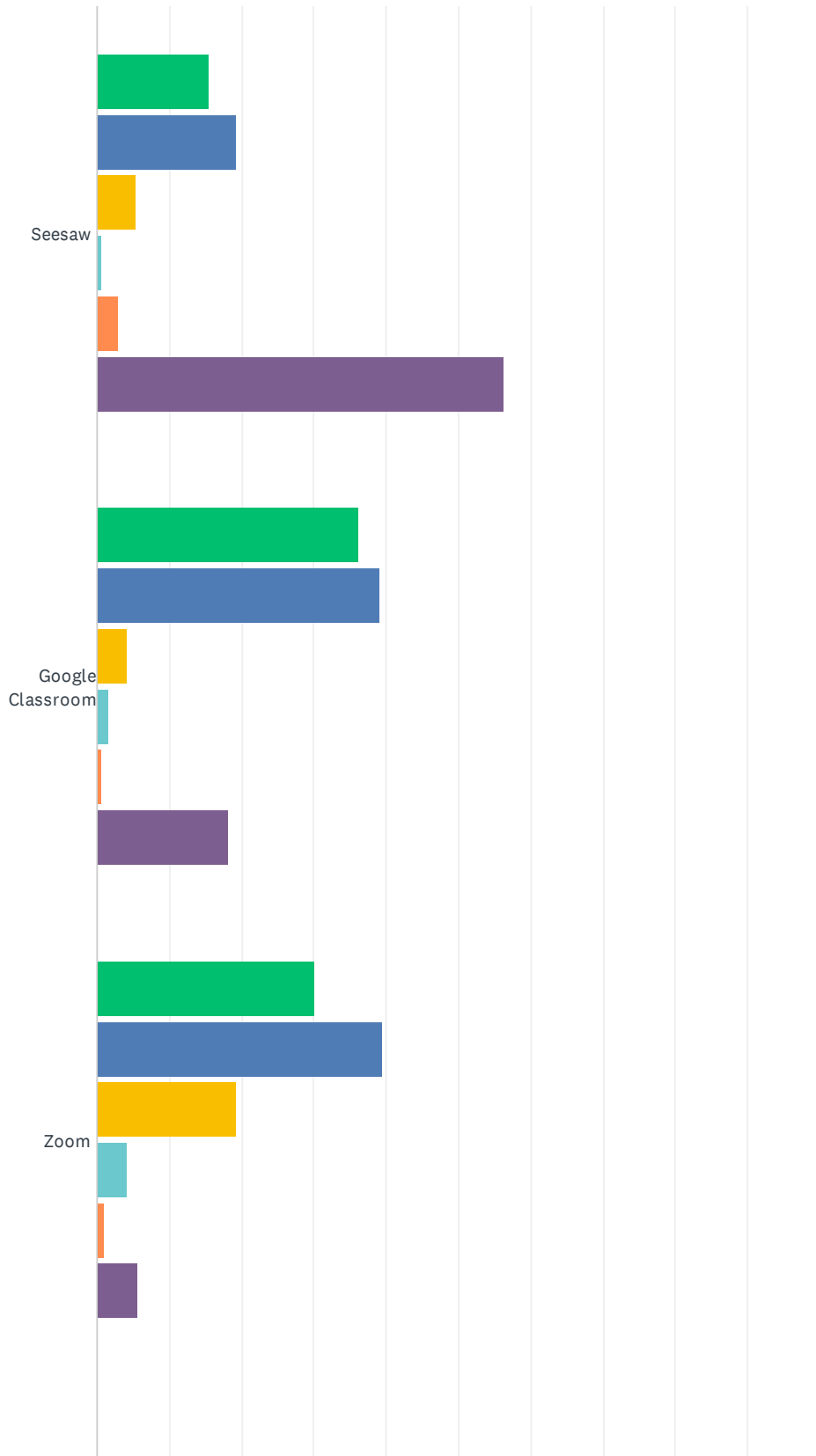


■ Very easy to use
 ■ Easy to use
 ■ Difficult to use
 ■ Very difficult to use
■ I don't know
 ■ N/A, not used

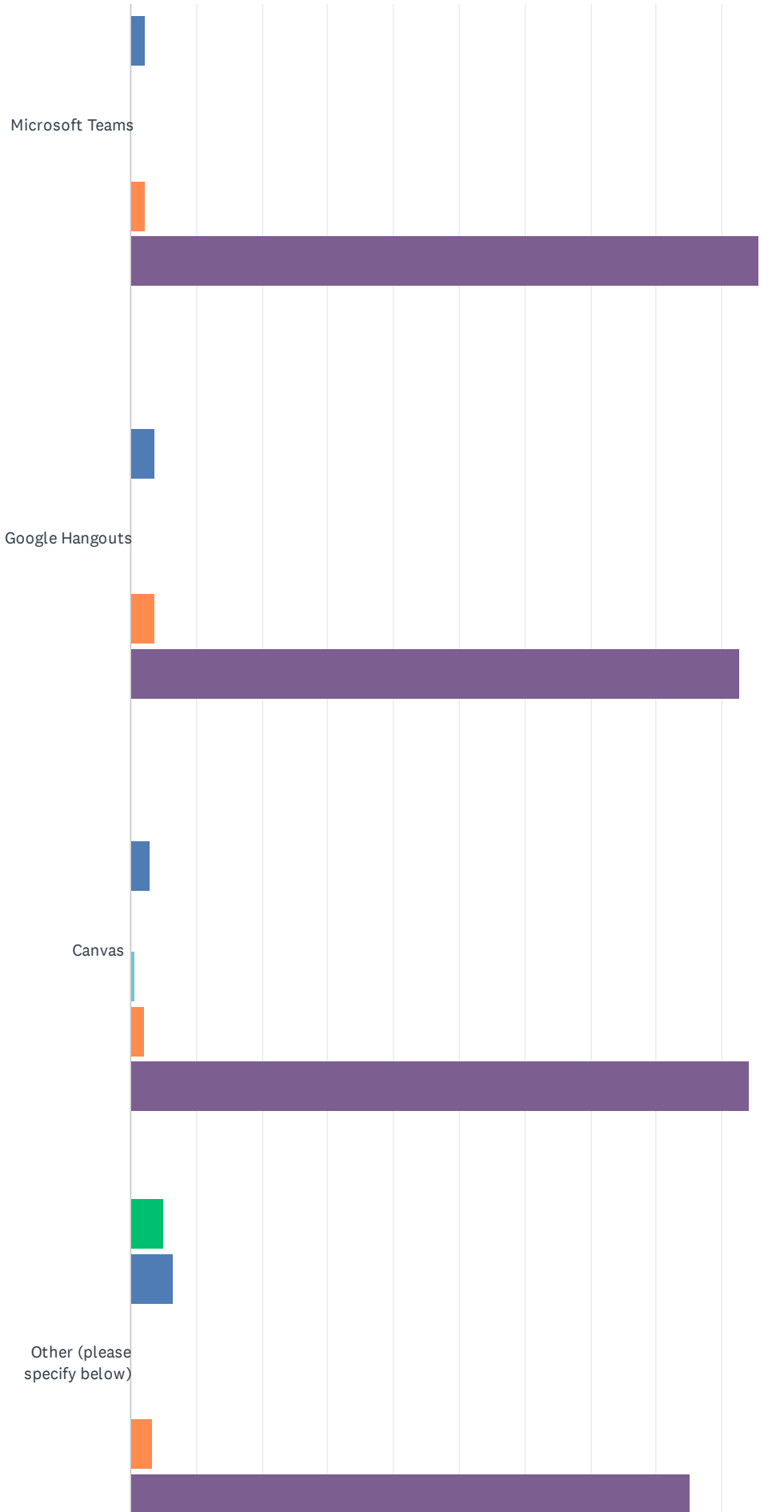
	VERY EASY TO USE	EASY TO USE	DIFFICULT TO USE	VERY DIFFICULT TO USE	I DON'T KNOW	N/A, NOT USED	TOTAL
Seesaw	14.29% 24	22.62% 38	4.17% 7	2.38% 4	2.38% 4	54.17% 91	168
Google Classroom	48.84% 84	27.91% 48	4.07% 7	1.16% 2	0.58% 1	17.44% 30	172
Zoom	43.08% 84	43.59% 85	7.18% 14	1.03% 2	0.51% 1	4.62% 9	195
Microsoft Teams	0.00% 0	0.75% 1	0.00% 0	0.00% 0	3.01% 4	96.24% 128	133
Google Hangouts	0.75% 1	1.50% 2	0.75% 1	0.75% 1	2.26% 3	93.98% 125	133
Canvas	1.49% 2	0.00% 0	0.00% 0	0.75% 1	2.24% 3	95.52% 128	134
Other (please specify below)	4.92% 6	6.56% 8	0.00% 0	0.82% 1	4.10% 5	83.61% 102	122

Q22 How useful were the software applications you used for distance learning this spring?

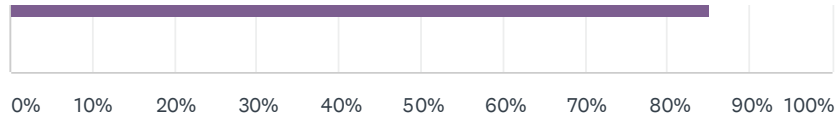
Answered: 201 Skipped: 70



Distance Learning for All (Student Survey)



Distance Learning for All (Student Survey)

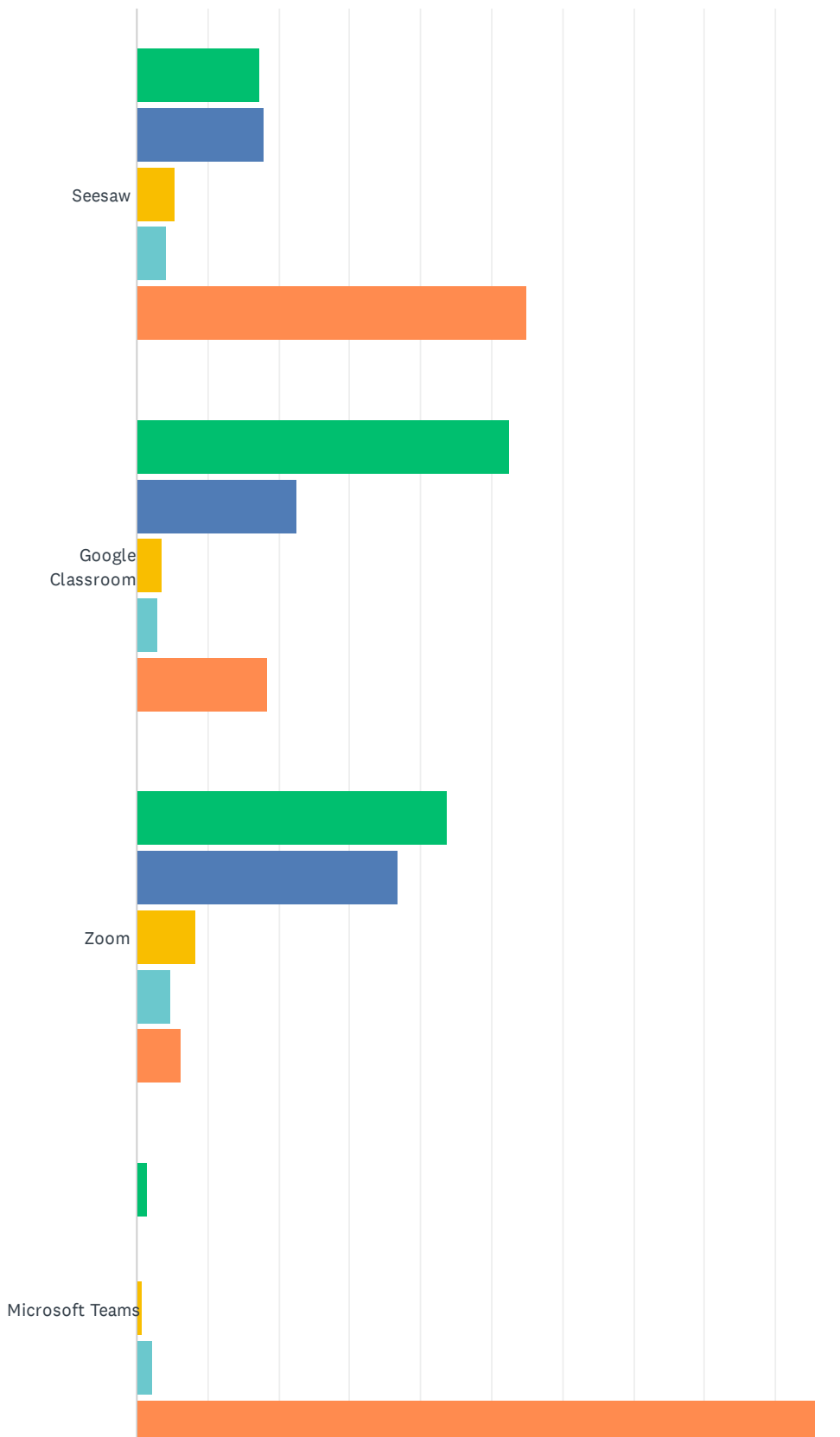


■ Very useful for distance learning
 ■ Useful
 ■ Not very useful
■ Not at all useful
 ■ Don't know
 ■ N/A, not used

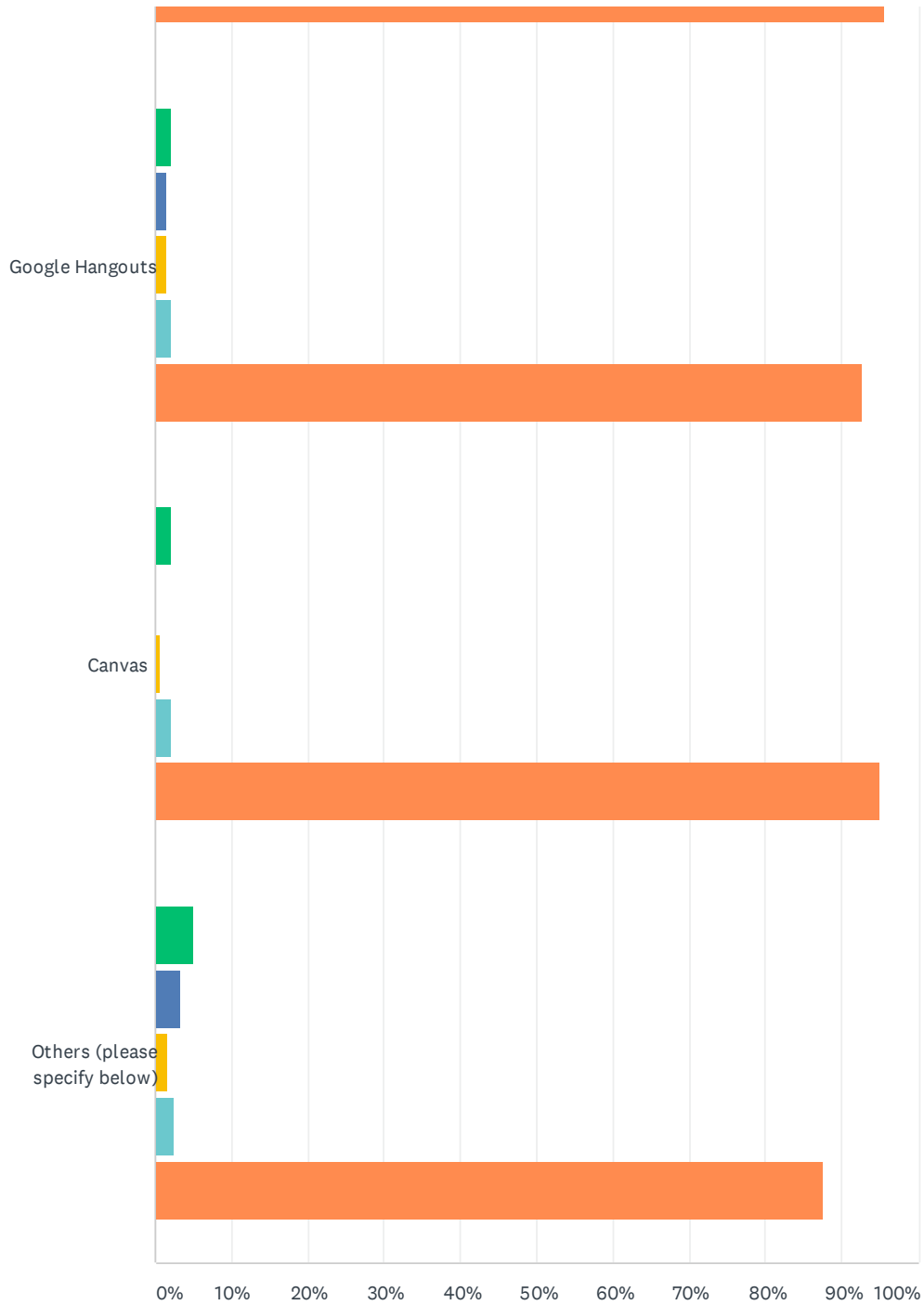
	VERY USEFUL FOR DISTANCE LEARNING	USEFUL	NOT VERY USEFUL	NOT AT ALL USEFUL	DON'T KNOW	N/A, NOT USED	TOTAL
Seesaw	15.57% 26	19.16% 32	5.39% 9	0.60% 1	2.99% 5	56.29% 94	167
Google Classroom	36.26% 62	39.18% 67	4.09% 7	1.75% 3	0.58% 1	18.13% 31	171
Zoom	30.21% 58	39.58% 76	19.27% 37	4.17% 8	1.04% 2	5.73% 11	192
Microsoft Teams	0.00% 0	2.21% 3	0.00% 0	0.00% 0	2.21% 3	95.59% 130	136
Google Hangouts	0.00% 0	3.68% 5	0.00% 0	0.00% 0	3.68% 5	92.65% 126	136
Canvas	0.00% 0	2.92% 4	0.00% 0	0.73% 1	2.19% 3	94.16% 129	137
Other (please specify below)	4.92% 6	6.56% 8	0.00% 0	0.00% 0	3.28% 4	85.25% 104	122

Q23 Did you receive enough training and support on the software applications used for distance learning this spring?

Answered: 200 Skipped: 71



Distance Learning for All (Student Survey)



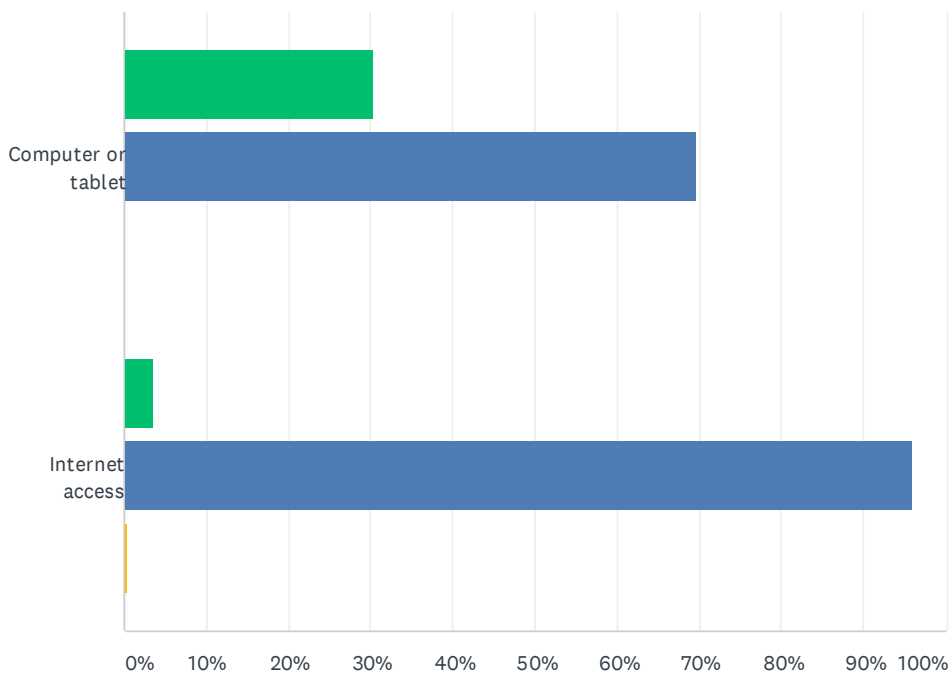
Legend:
■ No training was needed ■ Enough training and support received
■ More training and support needed ■ Don't know ■ N/A, not used

Distance Learning for All (Student Survey)

	NO TRAINING WAS NEEDED	ENOUGH TRAINING AND SUPPORT RECEIVED	MORE TRAINING AND SUPPORT NEEDED	DON'T KNOW	N/A, NOT USED	TOTAL
Seesaw	17.37% 29	17.96% 30	5.39% 9	4.19% 7	55.09% 92	167
Google Classroom	52.60% 91	22.54% 39	3.47% 6	2.89% 5	18.50% 32	173
Zoom	43.68% 83	36.84% 70	8.42% 16	4.74% 9	6.32% 12	190
Microsoft Teams	1.47% 2	0.00% 0	0.74% 1	2.21% 3	95.59% 130	136
Google Hangouts	2.19% 3	1.46% 2	1.46% 2	2.19% 3	92.70% 127	137
Canvas	2.17% 3	0.00% 0	0.72% 1	2.17% 3	94.93% 131	138
Others (please specify below)	4.92% 6	3.28% 4	1.64% 2	2.46% 3	87.70% 107	122

Q24 Did you have access to a device and internet connection for online teaching and learning?

Answered: 202 Skipped: 69

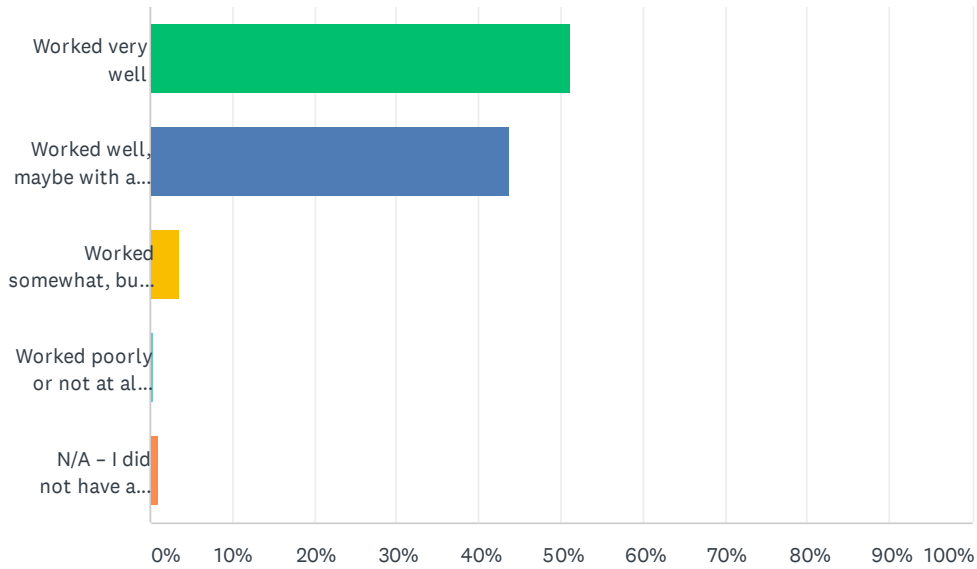


■ Yes, provided by 4J
 ■ Yes, not provided by 4J
 ■ No, I did not have access

	YES, PROVIDED BY 4J	YES, NOT PROVIDED BY 4J	NO, I DID NOT HAVE ACCESS	TOTAL
Computer or tablet	30.35% 61	69.65% 140	0.00% 0	201
Internet access	3.55% 7	95.94% 189	0.51% 1	197

Q25 Did the device and internet connection you used work well for online teaching and learning?

Answered: 201 Skipped: 70



ANSWER CHOICES	RESPONSES	
Worked very well	51.24%	103
Worked well, maybe with a few issues	43.78%	88
Worked somewhat, but had many issues	3.48%	7
Worked poorly or not at all for teaching and learning	0.50%	1
N/A – I did not have a device or internet access for learning	1.00%	2
TOTAL		201

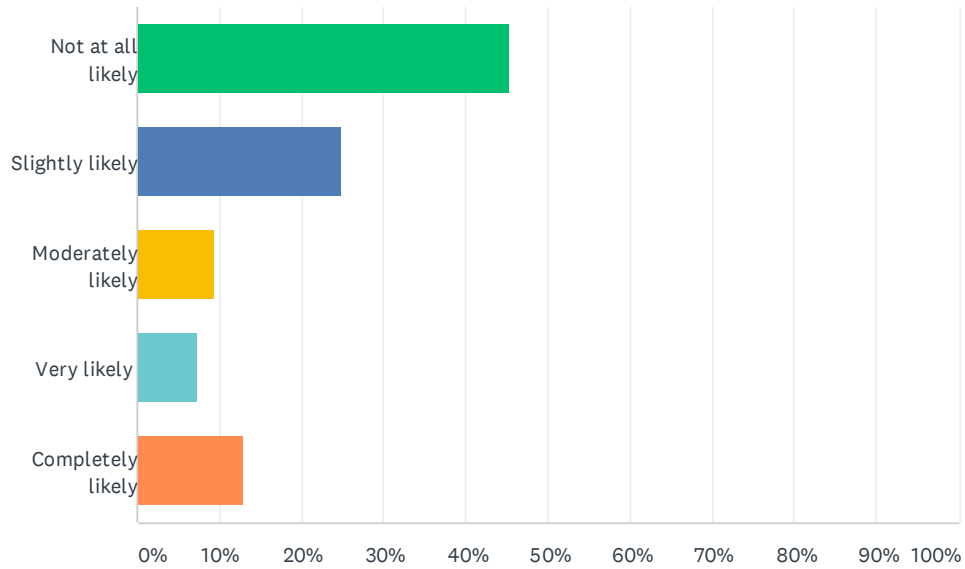
Q26 Eating a healthy breakfast is one of the most important ways to be ready to learn. What are three items that you would choose at breakfast time, regardless of ability to pay?

Answered: 165 Skipped: 106

ANSWER CHOICES	RESPONSES	
1	100.00%	165
2	98.79%	163
3	94.55%	156

Q27 Would you be more likely to eat school breakfast if it was free for all students?

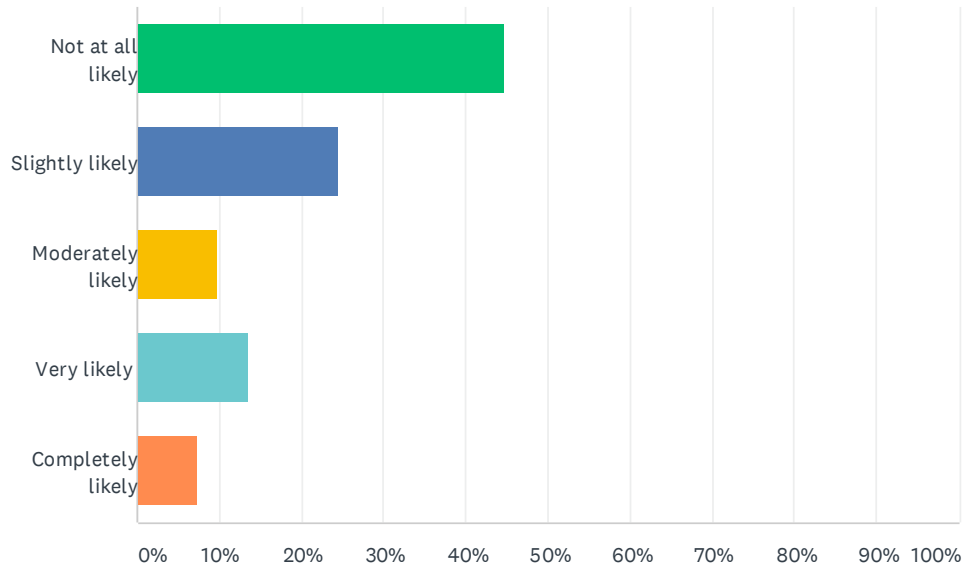
Answered: 192 Skipped: 79



ANSWER CHOICES	RESPONSES	
Not at all likely	45.31%	87
Slightly likely	25.00%	48
Moderately likely	9.38%	18
Very likely	7.29%	14
Completely likely	13.02%	25
TOTAL		192

Q28 How likely is it that you will eat school meals on days you are at school for learning?

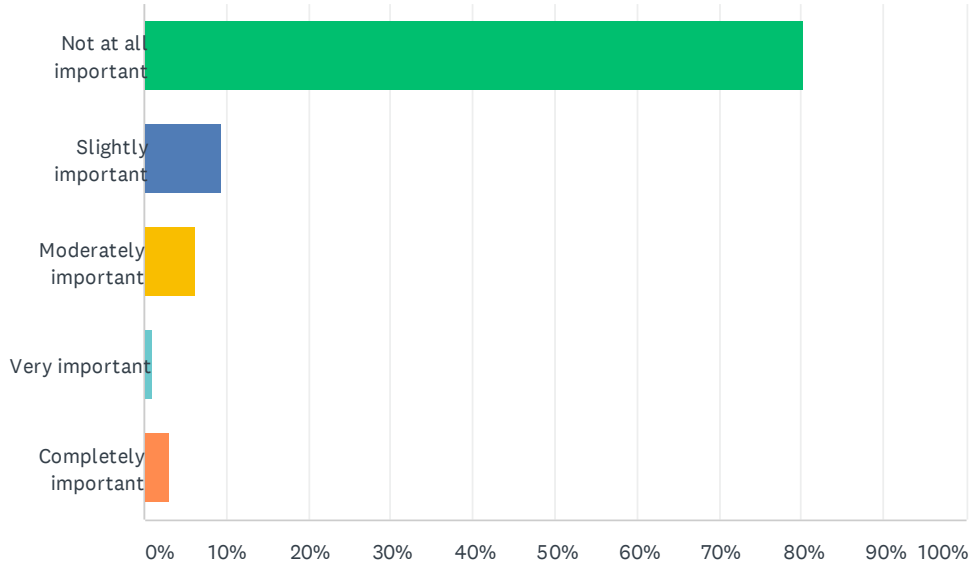
Answered: 192 Skipped: 79



ANSWER CHOICES	RESPONSES	
Not at all likely	44.79%	86
Slightly likely	24.48%	47
Moderately likely	9.90%	19
Very likely	13.54%	26
Completely likely	7.29%	14
TOTAL		192

Q29 If there are days when you are learning away from school, how important is it for you to have access to school meals on these remote learning days?

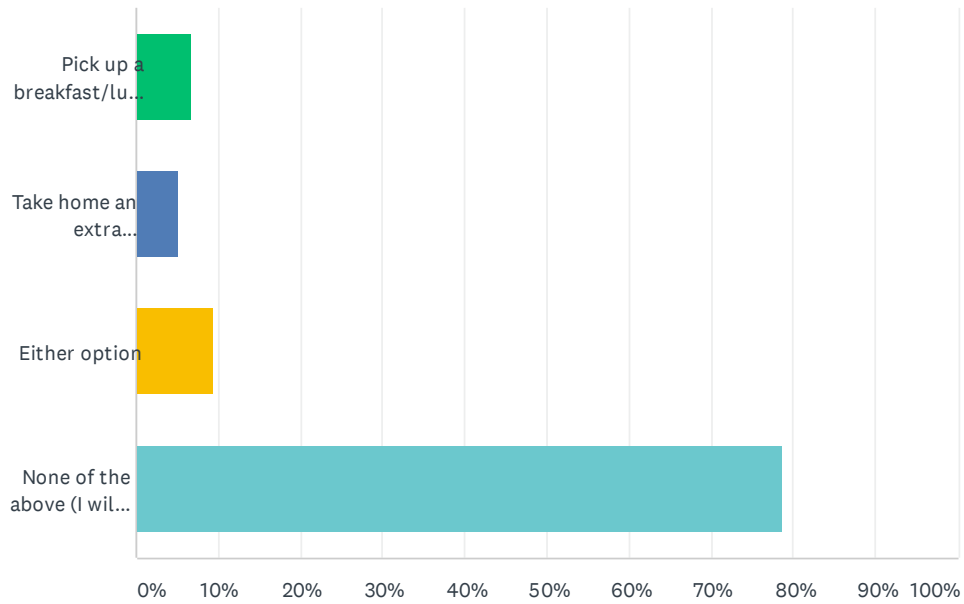
Answered: 193 Skipped: 78



ANSWER CHOICES	RESPONSES	
Not at all important	80.31%	155
Slightly important	9.33%	18
Moderately important	6.22%	12
Very important	1.04%	2
Completely important	3.11%	6
TOTAL		193

Q30 What is your preference for school meals on remote learning days?

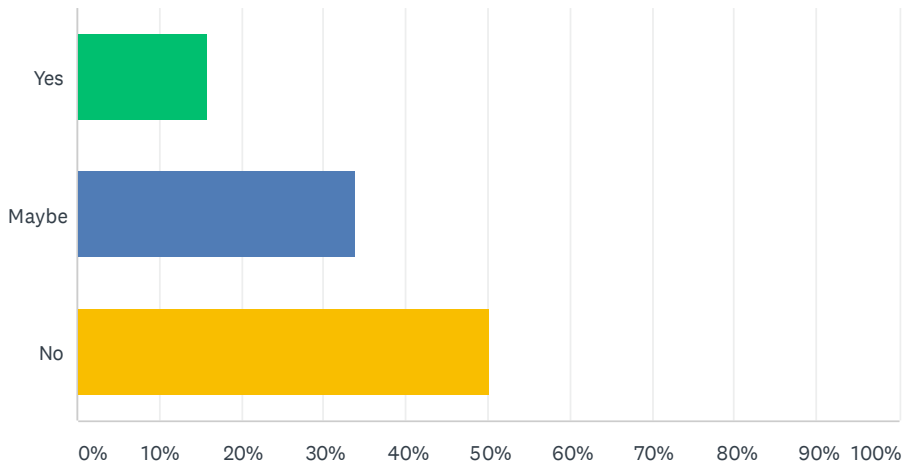
Answered: 192 Skipped: 79



ANSWER CHOICES	RESPONSES	
Pick up a breakfast/lunch sack from school on remote learning days	6.77%	13
Take home an extra breakfast/lunch sack from school on onsite days	5.21%	10
Either option	9.38%	18
None of the above (I will not participate in school meals on remote learning days)	78.65%	151
TOTAL		192

Q31 4J Nutrition Services provides access to menus with nutrition and meal options online. Would you use an online app to order school meals ahead of time?

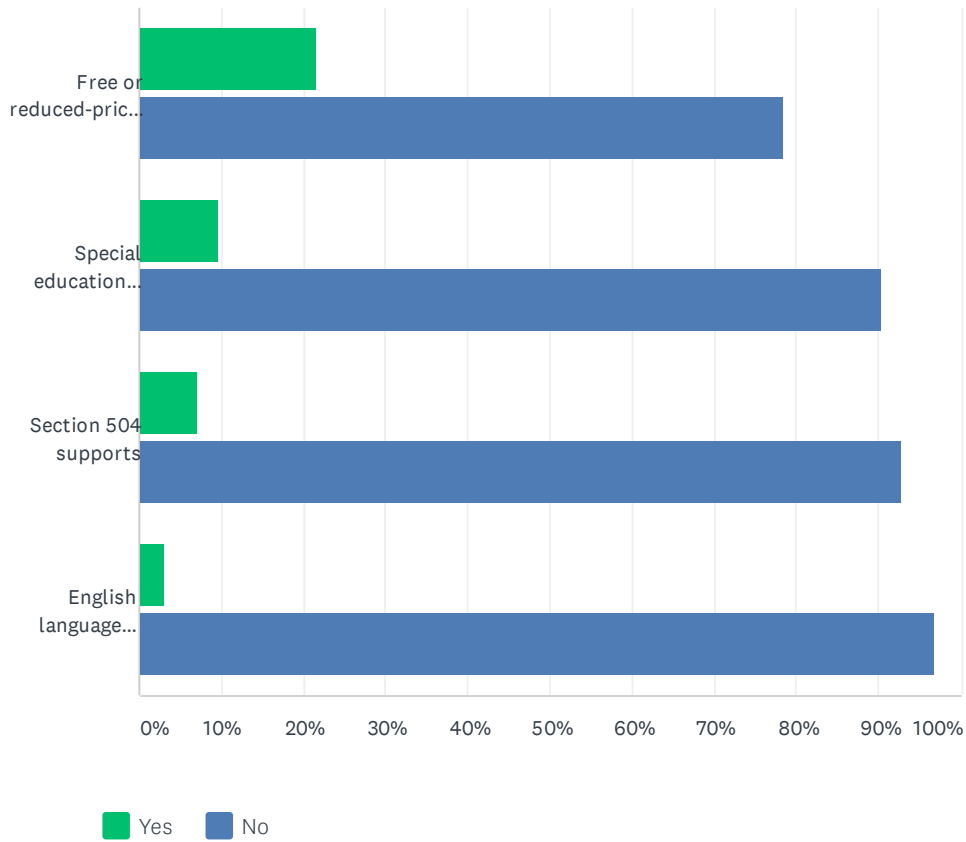
Answered: 189 Skipped: 82



ANSWER CHOICES	RESPONSES	
Yes	15.87%	30
Maybe	33.86%	64
No	50.26%	95
TOTAL		189

Q32 Do you receive the following services during the regular school year?

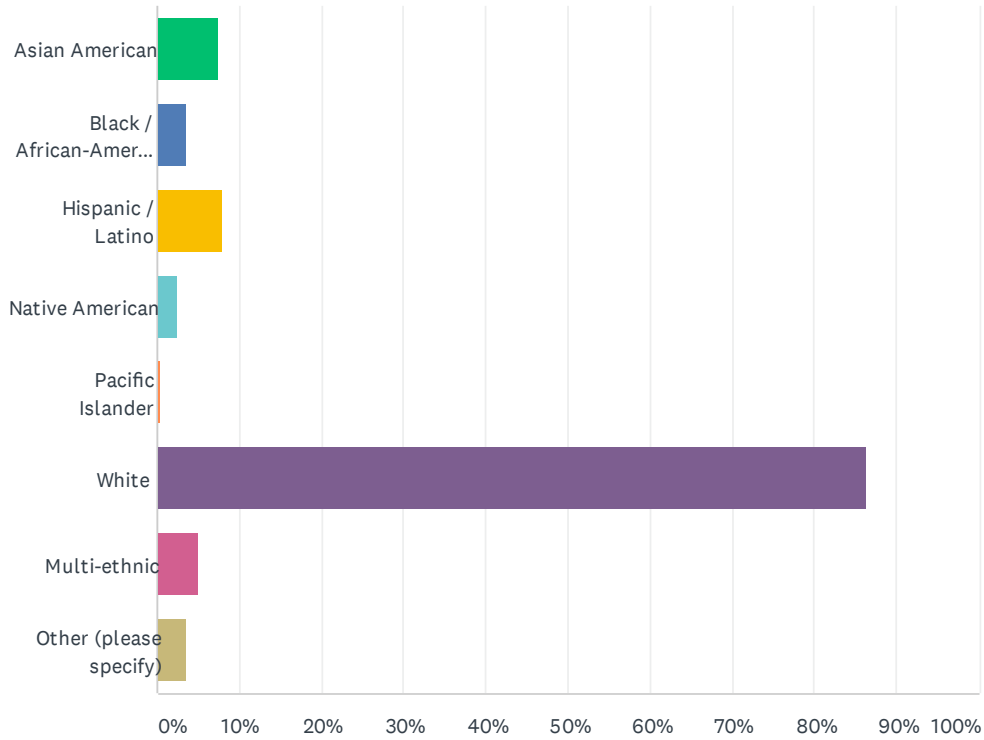
Answered: 199 Skipped: 72



	YES	NO	TOTAL	WEIGHTED AVERAGE
Free or reduced-price school lunches	21.61% 43	78.39% 156	199	1.78
Special education services	9.64% 19	90.36% 178	197	1.90
Section 504 supports	7.18% 14	92.82% 181	195	1.93
English language learner supports	3.08% 6	96.92% 189	195	1.97

Q33 What are your race/ethnicities?

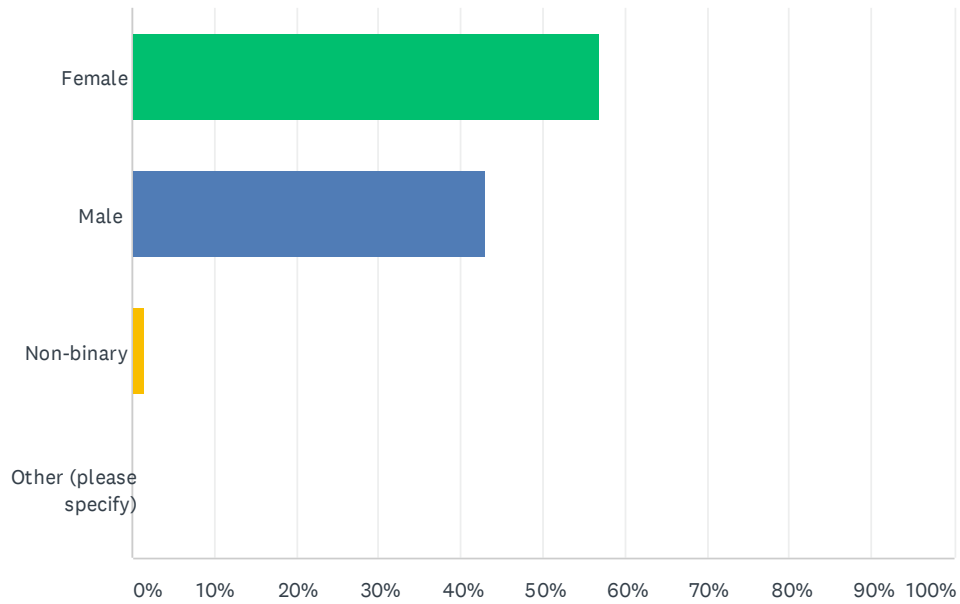
Answered: 200 Skipped: 71



ANSWER CHOICES	RESPONSES	
Asian American	7.50%	15
Black / African-American	3.50%	7
Hispanic / Latino	8.00%	16
Native American	2.50%	5
Pacific Islander	0.50%	1
White	86.50%	173
Multi-ethnic	5.00%	10
Other (please specify)	3.50%	7
Total Respondents: 200		

Q34 What is your gender?

Answered: 200 Skipped: 71



ANSWER CHOICES	RESPONSES	
Female	57.00%	114
Male	43.00%	86
Non-binary	1.50%	3
Other (please specify)	0.00%	0
Total Respondents: 200		

Q35 How could distance learning in 4J be made better in the future?

Answered: 149 Skipped: 122

Q36 Do you have any other comments about distance learning and support services in 4J while school buildings are closed?

Answered: 96 Skipped: 175