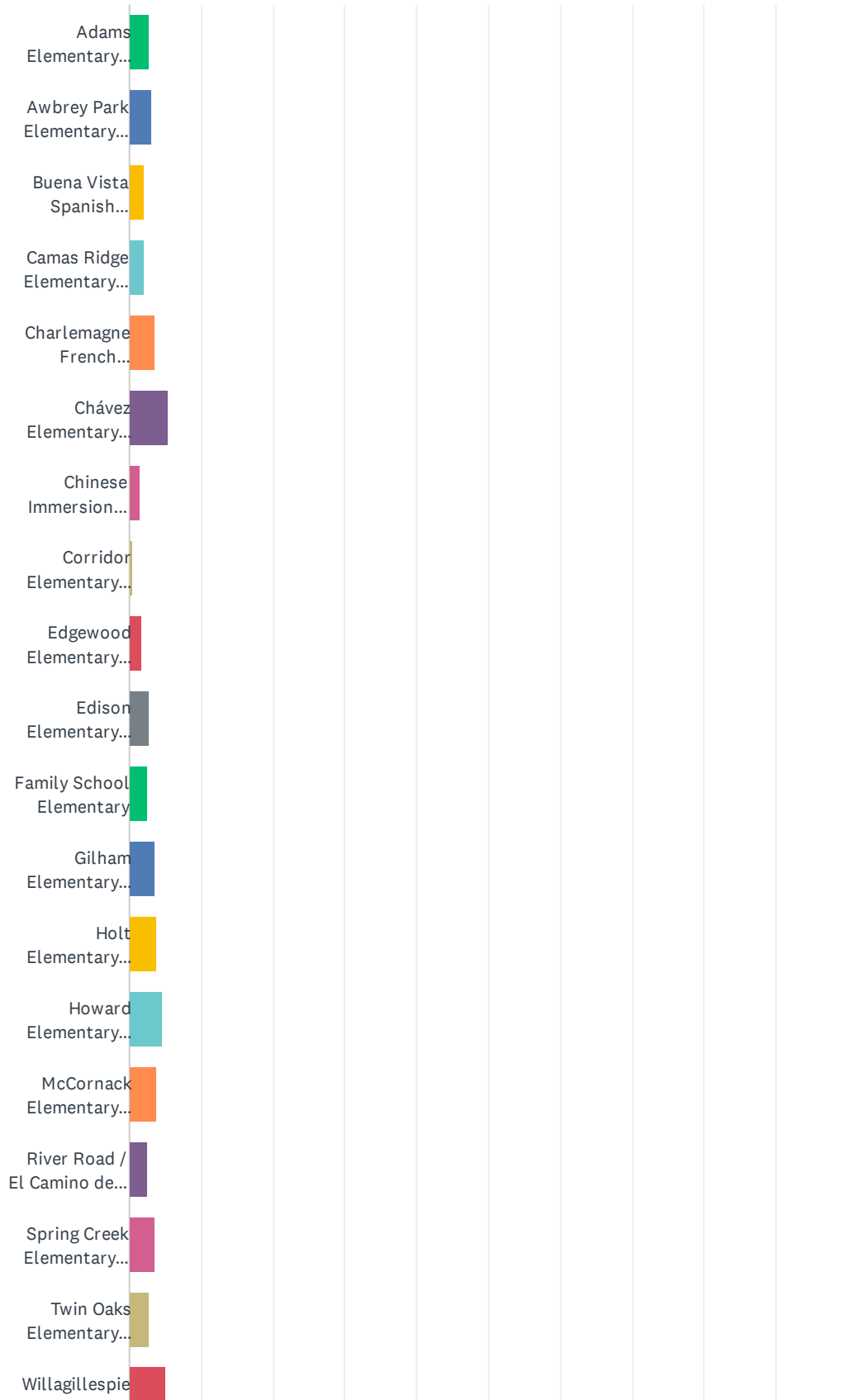
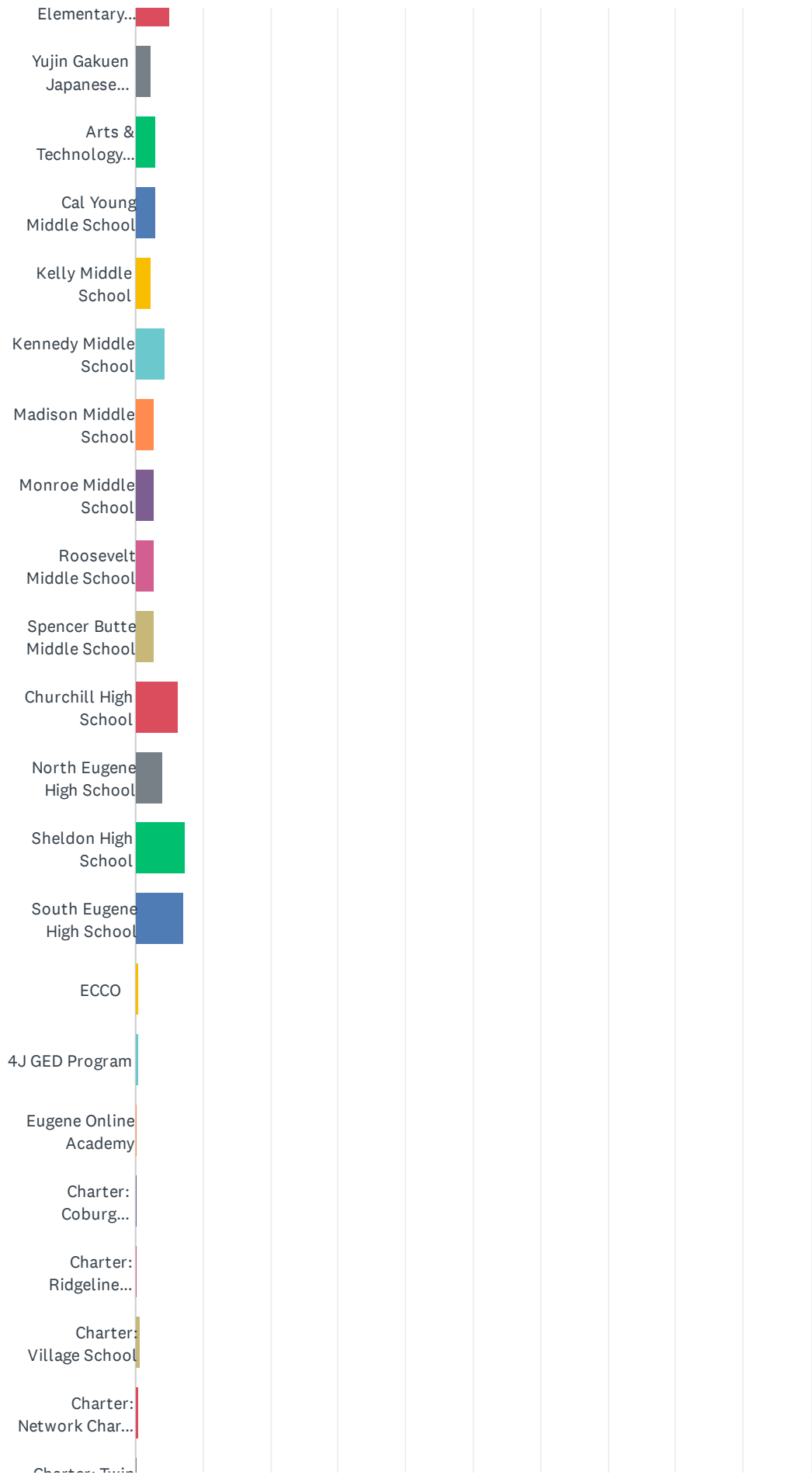


# Q1 Which schools / departments are you working in? (Check all that apply)

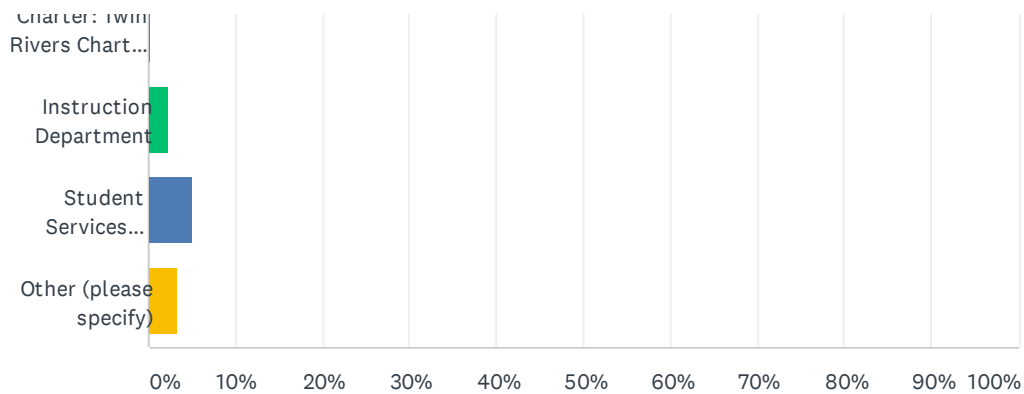
Answered: 452 Skipped: 3



# Distance Learning for All (Educator Survey)



### Distance Learning for All (Educator Survey)



## Distance Learning for All (Educator Survey)

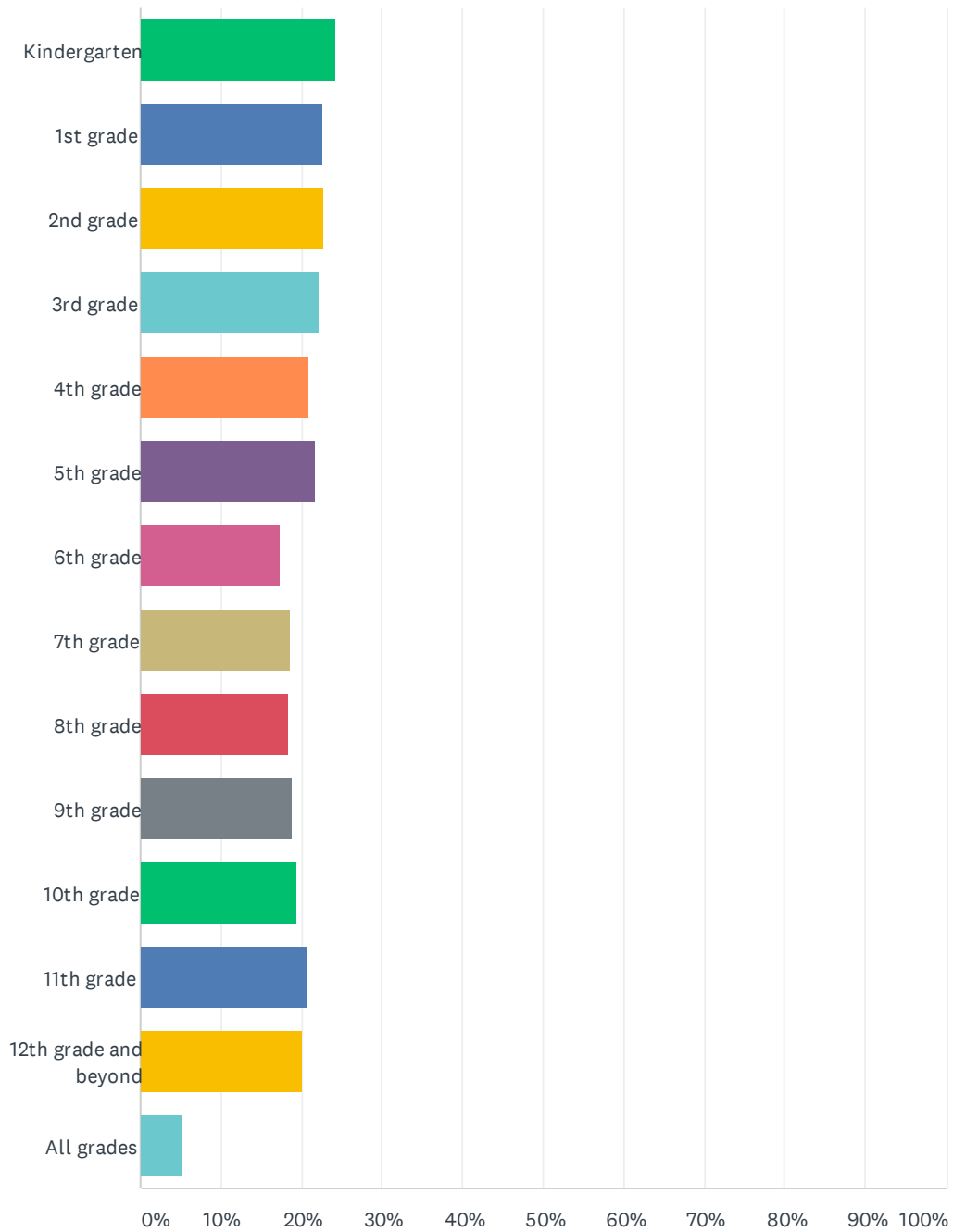
ANSWER CHOICES	RESPONSES	
Adams Elementary School	2.65%	12
Awbrey Park Elementary School	3.10%	14
Buena Vista Spanish Immersion Elementary School	1.99%	9
Camas Ridge Elementary School	1.99%	9
Charlemagne French Immersion Elementary School	3.54%	16
Chávez Elementary School	5.53%	25
Chinese Immersion School	1.55%	7
Corridor Elementary School	0.44%	2
Edgewood Elementary School	1.77%	8
Edison Elementary School	2.65%	12
Family School Elementary	2.43%	11
Gilham Elementary School	3.54%	16
Holt Elementary School	3.76%	17
Howard Elementary School	4.65%	21
McCornack Elementary School	3.76%	17
River Road / El Camino del Río Elementary School	2.43%	11
Spring Creek Elementary School	3.54%	16
Twin Oaks Elementary School	2.65%	12
Willagillespie Elementary School	5.09%	23
Yujin Gakuen Japanese Immersion Elementary School	2.21%	10
Arts & Technology Academy	2.88%	13
Cal Young Middle School	2.88%	13
Kelly Middle School	2.21%	10
Kennedy Middle School	4.42%	20
Madison Middle School	2.65%	12
Monroe Middle School	2.65%	12
Roosevelt Middle School	2.65%	12
Spencer Butte Middle School	2.65%	12
Churchill High School	6.19%	28
North Eugene High School	3.98%	18
Sheldon High School	7.30%	33
South Eugene High School	7.08%	32

## Distance Learning for All (Educator Survey)

ECCO	0.44%	2
4J GED Program	0.44%	2
Eugene Online Academy	0.22%	1
Charter: Coburg Community Charter School	0.22%	1
Charter: Ridgeline Montessori Charter School	0.22%	1
Charter: Village School	0.66%	3
Charter: Network Charter School	0.44%	2
Charter: Twin Rivers Charter School	0.22%	1
Instruction Department	2.21%	10
Student Services Department	5.09%	23
Other (please specify)	3.32%	15
Total Respondents: 452		

## Q2 What are the grades of the students you are serving? (Check all that apply)

Answered: 444 Skipped: 11

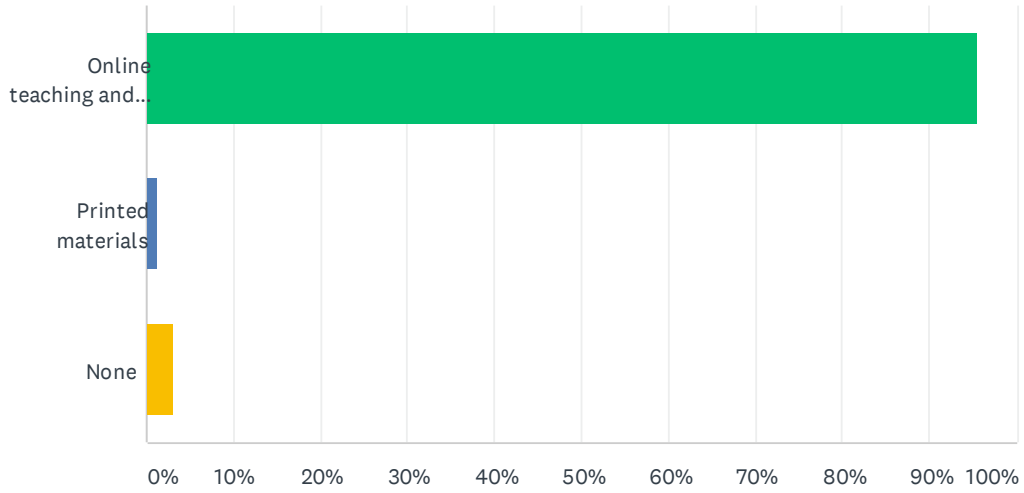


## Distance Learning for All (Educator Survey)

ANSWER CHOICES	RESPONSES	
Kindergarten	24.32%	108
1st grade	22.52%	100
2nd grade	22.75%	101
3rd grade	22.07%	98
4th grade	20.95%	93
5th grade	21.85%	97
6th grade	17.34%	77
7th grade	18.69%	83
8th grade	18.47%	82
9th grade	18.92%	84
10th grade	19.37%	86
11th grade	20.72%	92
12th grade and beyond	20.05%	89
All grades	5.18%	23
Total Respondents: 444		

### Q3 In what type of distance learning environment have you mostly been working this spring?

Answered: 413 Skipped: 42



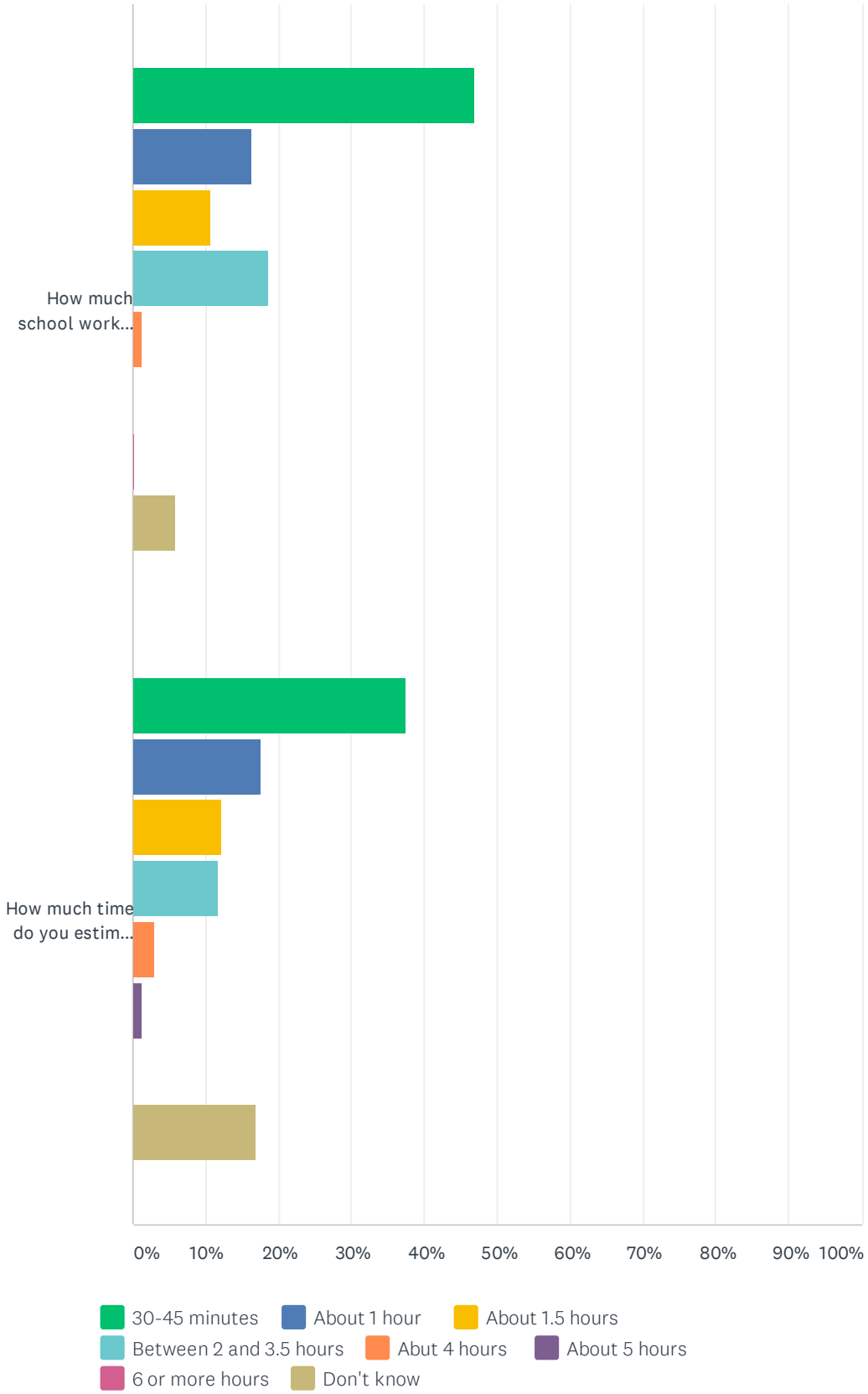
ANSWER CHOICES	RESPONSES	
Online teaching and learning	95.64%	395
Printed materials	1.21%	5
None	3.15%	13
<b>TOTAL</b>		<b>413</b>



## Q4 Time spent by students on school work during distance learning this spring

Answered: 395 Skipped: 60

# Distance Learning for All (Educator Survey)

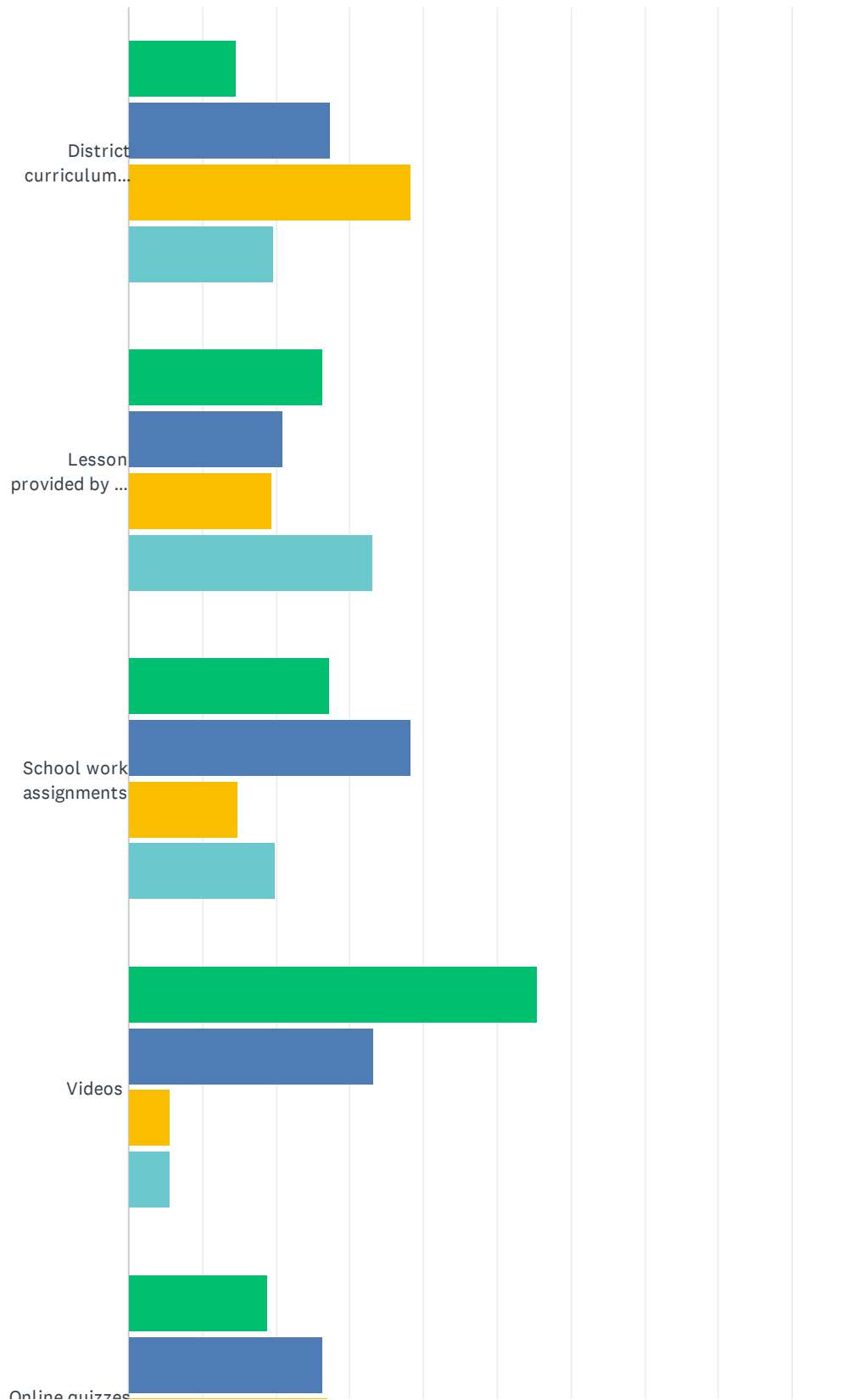


Distance Learning for All (Educator Survey)

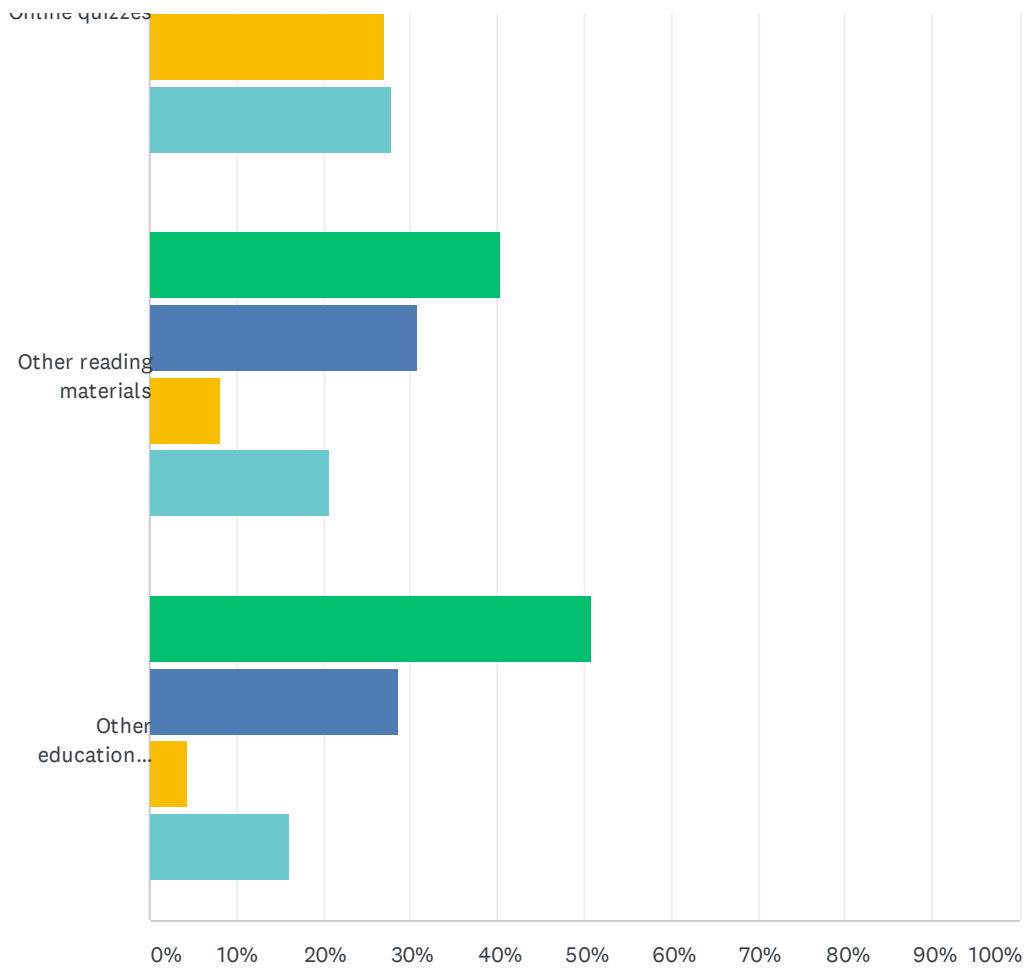
	30-45 MINUTES	ABOUT 1 HOUR	ABOUT 1.5 HOURS	BETWEEN 2 AND 3.5 HOURS	ABUT 4 HOURS	ABOUT 5 HOURS	6 OR MORE HOURS	DON'T KNOW	TOTAL	WEIGHTED AVERAGE
How much school work time was expected each day for your students?	46.94% 184	16.33% 64	10.71% 42	18.62% 73	1.28% 5	0.00% 0	0.26% 1	5.87% 23	392	2.35
How much time do you estimate students spent on school work each day, on average?	37.43% 143	17.54% 67	12.04% 46	11.78% 45	2.88% 11	1.31% 5	0.00% 0	17.02% 65	382	2.97

### Q5 What educational materials were the most useful to you during distance learning this spring?

Answered: 399 Skipped: 56



### Distance Learning for All (Educator Survey)

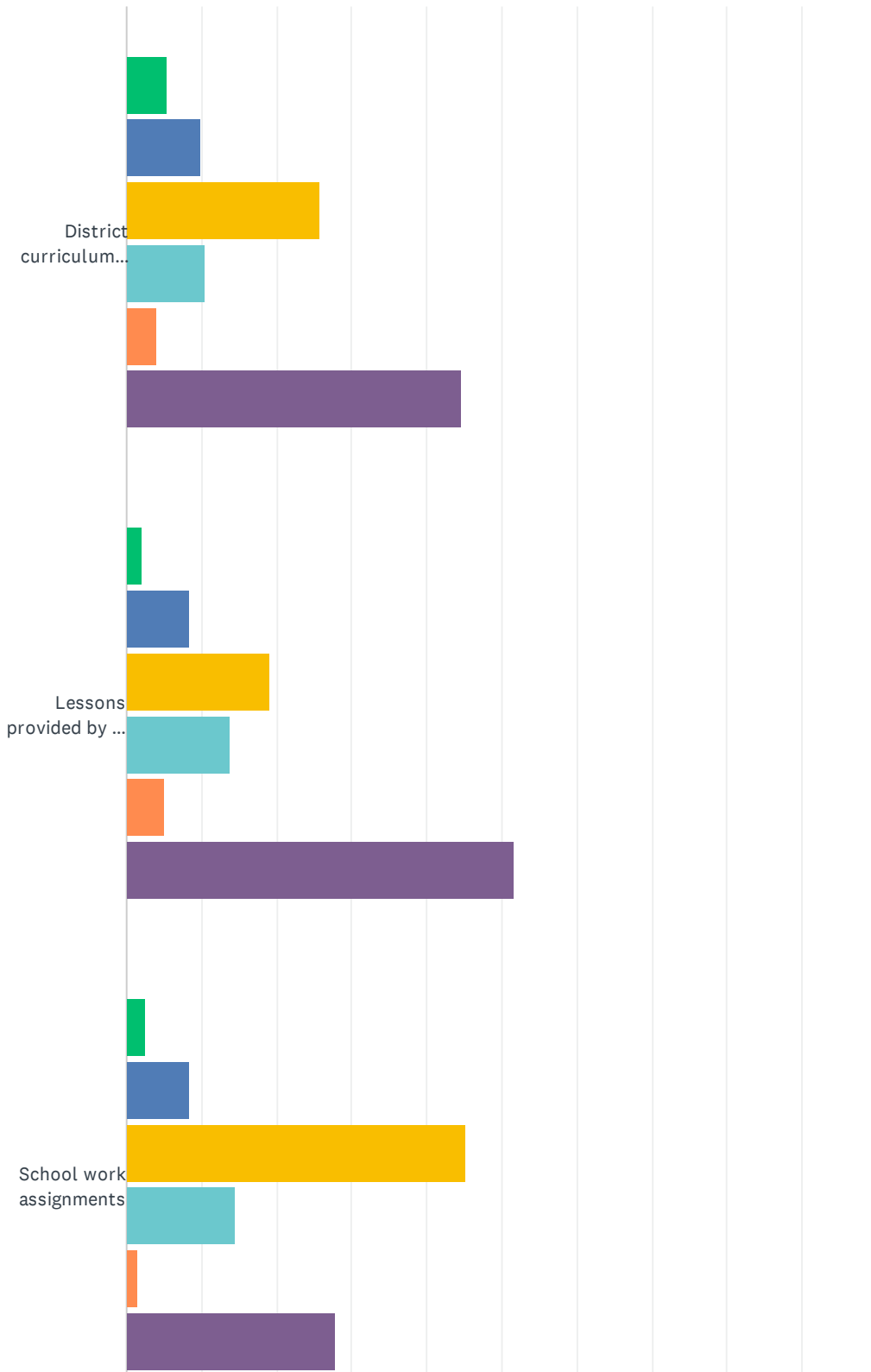


■ Very useful   
 ■ Somewhat useful   
 ■ Not useful   
 ■ Don't know

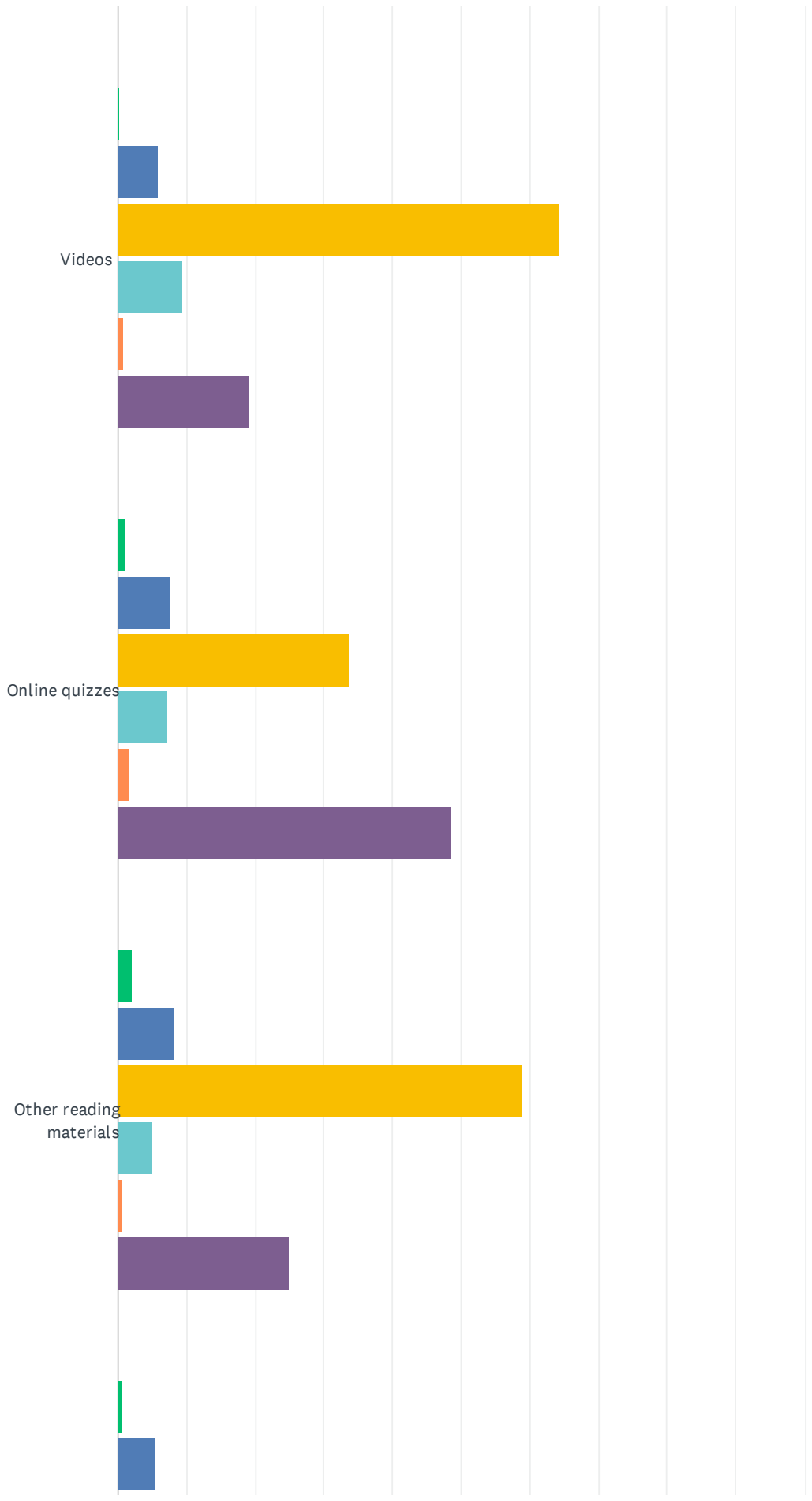
	VERY USEFUL	SOMEWHAT USEFUL	NOT USEFUL	DON'T KNOW	TOTAL
District curriculum materials	14.57% 52	27.45% 98	38.38% 137	19.61% 70	357
Lesson provided by the district (elementary grades)	26.44% 87	20.97% 69	19.45% 64	33.13% 109	329
School work assignments	27.11% 93	38.19% 131	14.87% 51	19.83% 68	343
Videos	55.47% 208	33.33% 125	5.60% 21	5.60% 21	375
Online quizzes	18.75% 66	26.42% 93	26.99% 95	27.84% 98	352
Other reading materials	40.34% 142	30.68% 108	8.24% 29	20.74% 73	352
Other education materials	50.82% 185	28.57% 104	4.40% 16	16.21% 59	364

# Q6 What is your opinion about the level of difficulty for students of the educational materials you used during the distance learning period this spring?

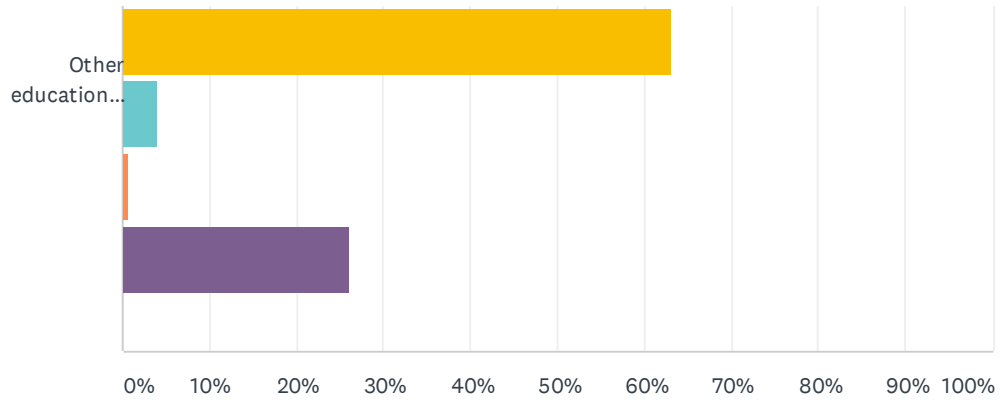
Answered: 386 Skipped: 69



# Distance Learning for All (Educator Survey)



### Distance Learning for All (Educator Survey)



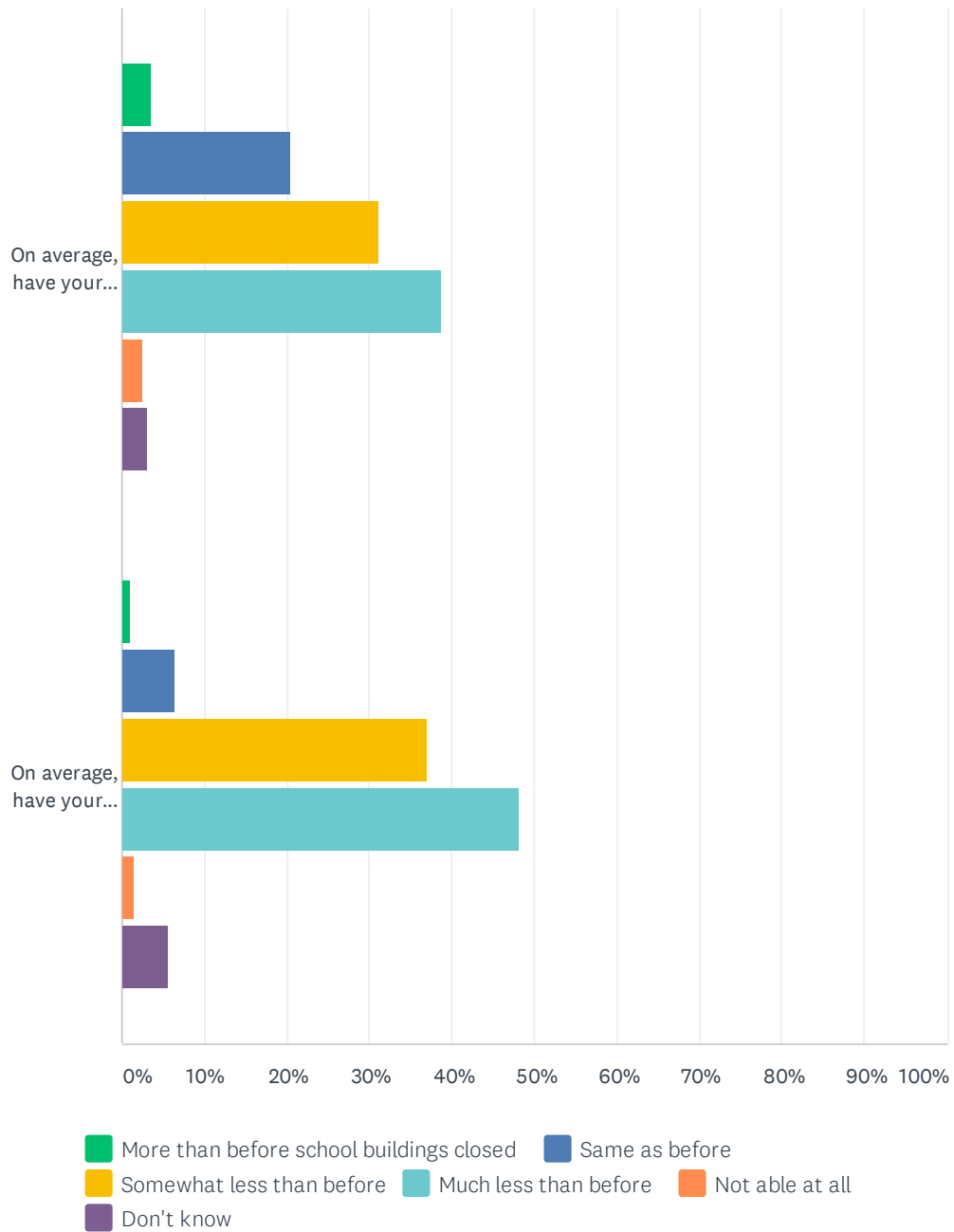
■ Too difficult   
 ■ Somewhat too difficult   
 ■ Just at the right level of difficulty  
■ Somewhat too easy   
 ■ Too easy   
 ■ Don't know

	TOO DIFFICULT	SOMEWHAT TOO DIFFICULT	JUST AT THE RIGHT LEVEL OF DIFFICULTY	SOMEWHAT TOO EASY	TOO EASY	DON'T KNOW	TOTAL
District curriculum materials	5.49% 19	9.83% 34	25.72% 89	10.40% 36	4.05% 14	44.51% 154	346
Lessons provided by the district (elementary grades)	2.15% 7	8.31% 27	19.08% 62	13.85% 45	4.92% 16	51.69% 168	325
School work assignments	2.61% 9	8.41% 29	45.22% 156	14.49% 50	1.45% 5	27.83% 96	345
Videos	0.28% 1	5.85% 21	64.35% 231	9.47% 34	0.84% 3	19.22% 69	359
Online quizzes	1.15% 4	7.76% 27	33.62% 117	7.18% 25	1.72% 6	48.56% 169	348
Other reading materials	1.99% 7	8.24% 29	59.09% 208	5.11% 18	0.57% 2	25.00% 88	352
Other education materials	0.57% 2	5.41% 19	63.25% 222	3.99% 14	0.57% 2	26.21% 92	351



# Q7 Learning during the distance learning period this spring, compared with before school buildings closed:

Answered: 386 Skipped: 69

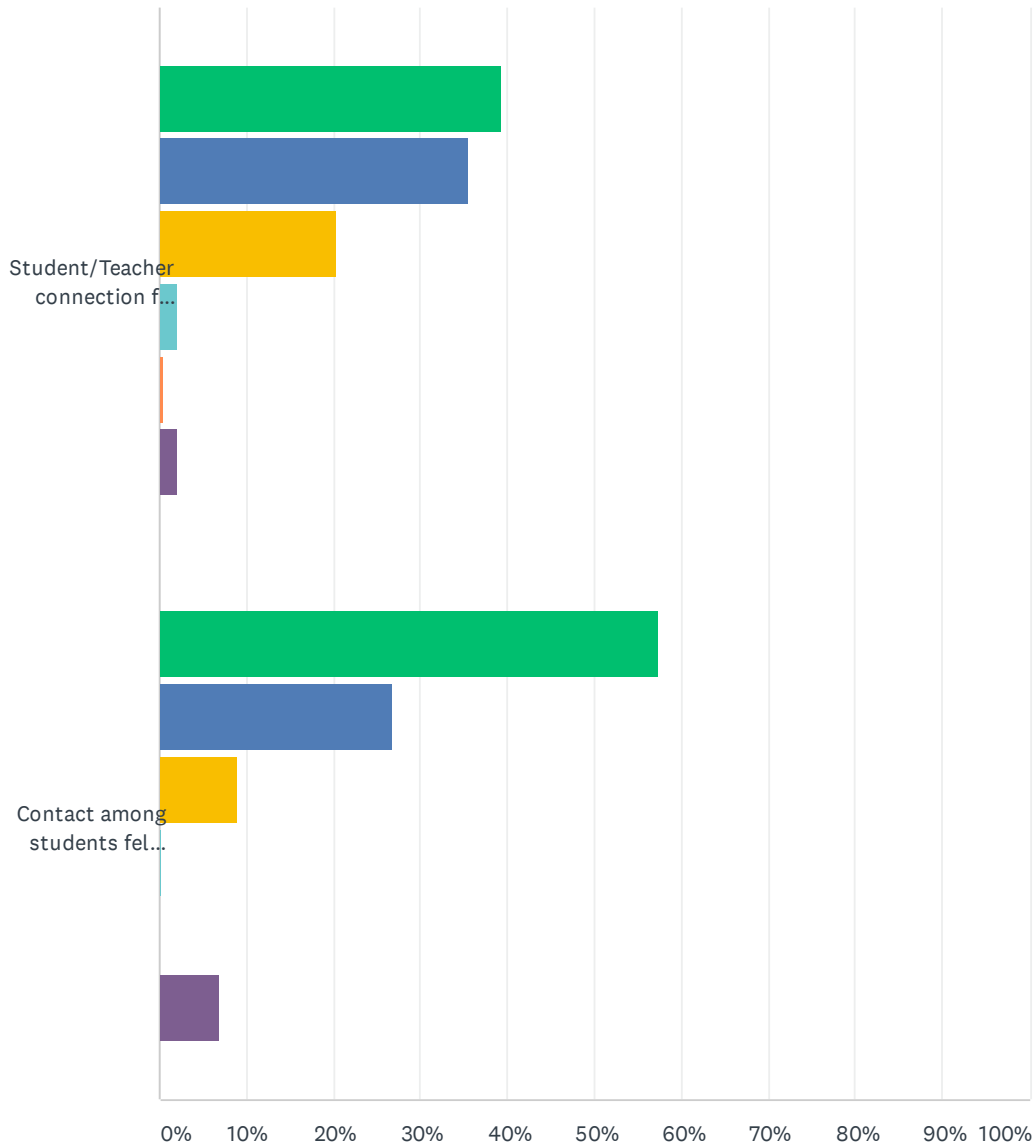


Distance Learning for All (Educator Survey)

	<b>MORE THAN BEFORE SCHOOL BUILDINGS CLOSED</b>	<b>SAME AS BEFORE</b>	<b>SOMEWHAT LESS THAN BEFORE</b>	<b>MUCH LESS THAN BEFORE</b>	<b>NOT ABLE AT ALL</b>	<b>DON'T KNOW</b>	<b>TOTAL</b>	<b>WEIGHTED AVERAGE</b>
On average, have your students been able to keep up with their assigned school work?	3.65% 14	20.57% 79	31.25% 120	38.80% 149	2.60% 10	3.13% 12	384	2.81
On average, have your students been able to learn?	1.04% 4	6.51% 25	36.98% 142	48.18% 185	1.56% 6	5.73% 22	384	3.04

## Q8 Contact and connection during the distance learning period this spring:

Answered: 386 Skipped: 69

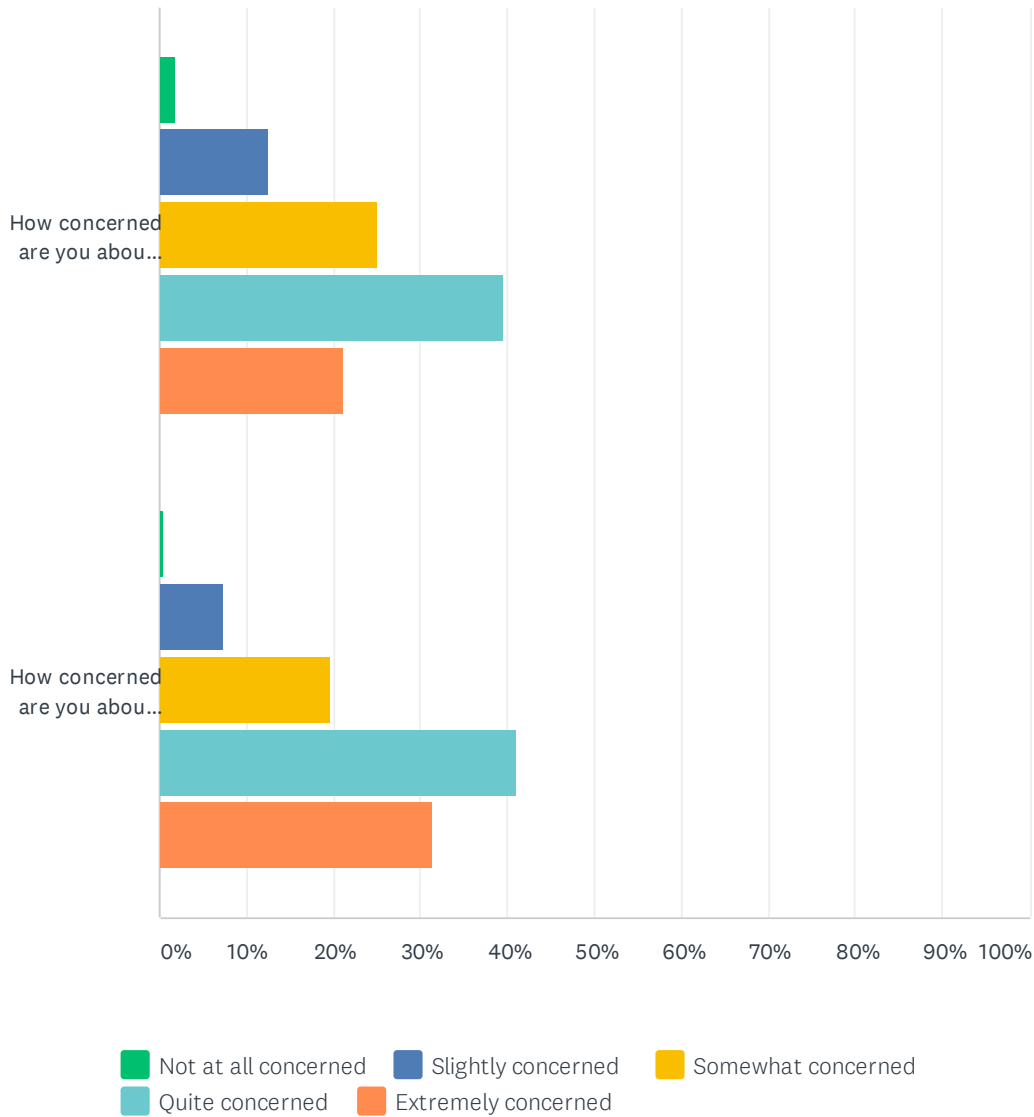


■ Much too little   
 ■ Somewhat too little   
 ■ About right  
■ Somewhat too much   
 ■ Too much   
 ■ Don't know

	MUCH TOO LITTLE	SOMEWHAT TOO LITTLE	ABOUT RIGHT	SOMEWHAT TOO MUCH	TOO MUCH	DON'T KNOW	TOTAL	WEIGHTED AVERAGE
Student/Teacher connection felt like it was...	39.43% 151	35.51% 136	20.37% 78	2.09% 8	0.52% 2	2.09% 8	383	1.95
Contact among students felt like it was...	57.33% 219	26.70% 102	8.90% 34	0.26% 1	0.00% 0	6.81% 26	382	1.79

## Q9 Concerns during the distance learning period this spring:

Answered: 391 Skipped: 64



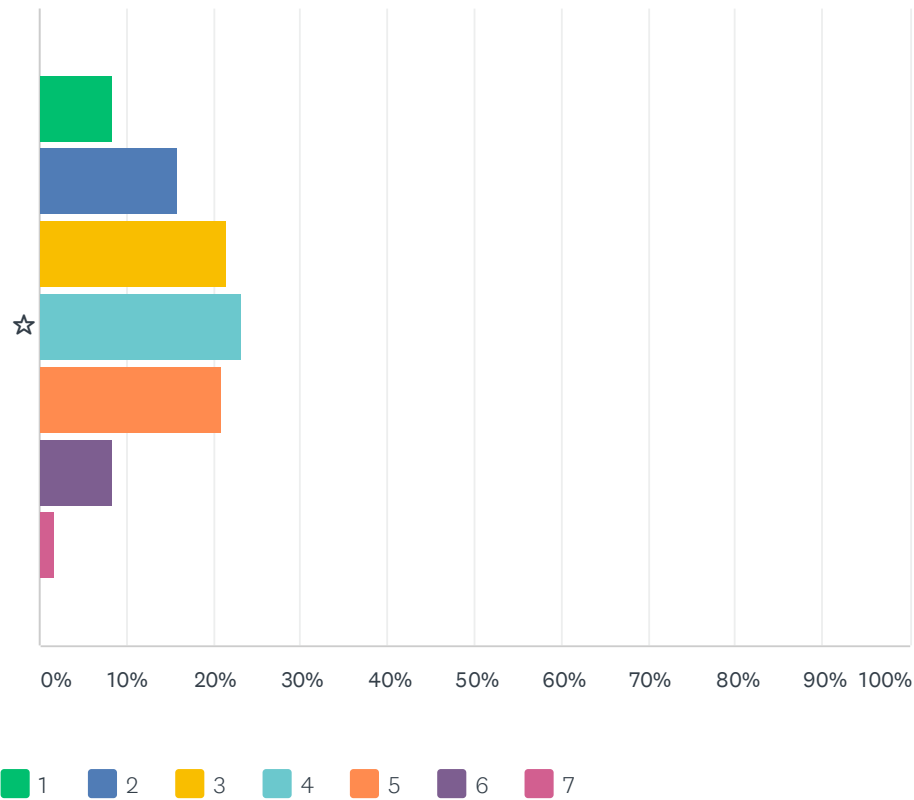
	NOT AT ALL CONCERNED	SLIGHTLY CONCERNED	SOMEWHAT CONCERNED	QUITE CONCERNED	EXTREMELY CONCERNED	TOTAL	WEIGHTED AVERAGE
How concerned are you about the academic learning progress of your students?	1.79% 7	12.56% 49	25.13% 98	39.49% 154	21.03% 82	390	3.65
How concerned are you about the social or emotional well-being of your students?	0.51% 2	7.42% 29	19.69% 77	40.92% 160	31.46% 123	391	3.95

**Q10 If any of your students receives special education, Section 504, or English learner supports, do you have feedback about these services during the distance learning period this spring?**

Answered: 279 Skipped: 176

### Q11 Overall, how satisfied are you with distance learning in 4J since school buildings closed? (more stars = higher satisfaction)

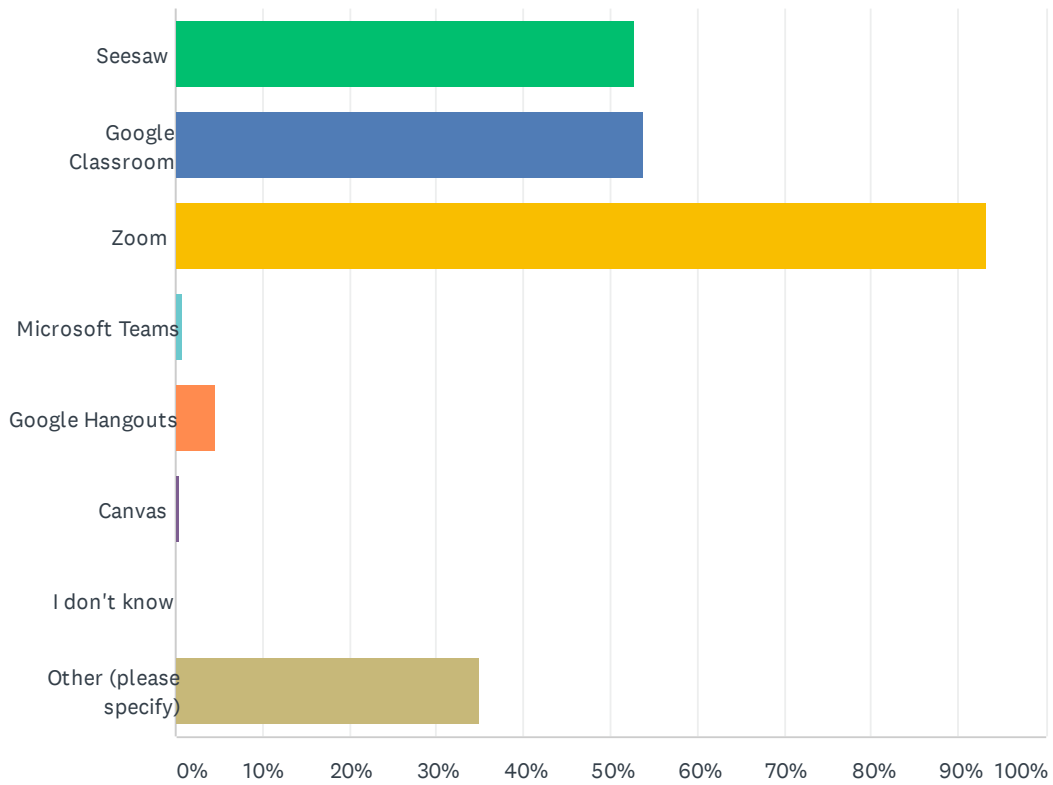
Answered: 371 Skipped: 84



	1	2	3	4	5	6	7	TOTAL	WEIGHTED AVERAGE
☆	8.36% 31	15.90% 59	21.56% 80	23.18% 86	21.02% 78	8.36% 31	1.62% 6	371	3.64

## Q12 What software applications did you use for distance learning this spring?

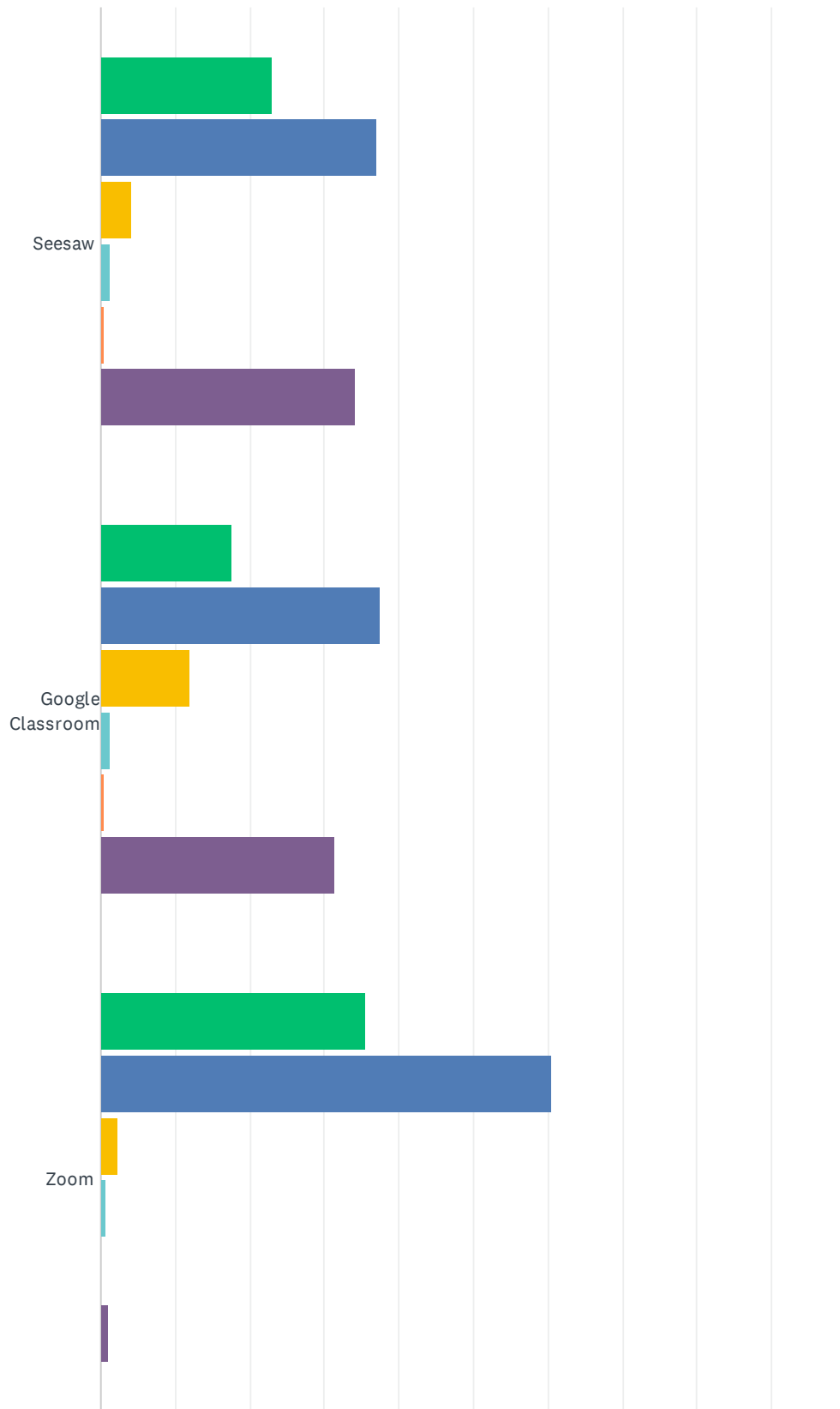
Answered: 390 Skipped: 65



ANSWER CHOICES	RESPONSES
Seesaw	52.82% 206
Google Classroom	53.85% 210
Zoom	93.33% 364
Microsoft Teams	0.77% 3
Google Hangouts	4.62% 18
Canvas	0.51% 2
I don't know	0.00% 0
Other (please specify)	34.87% 136
Total Respondents: 390	

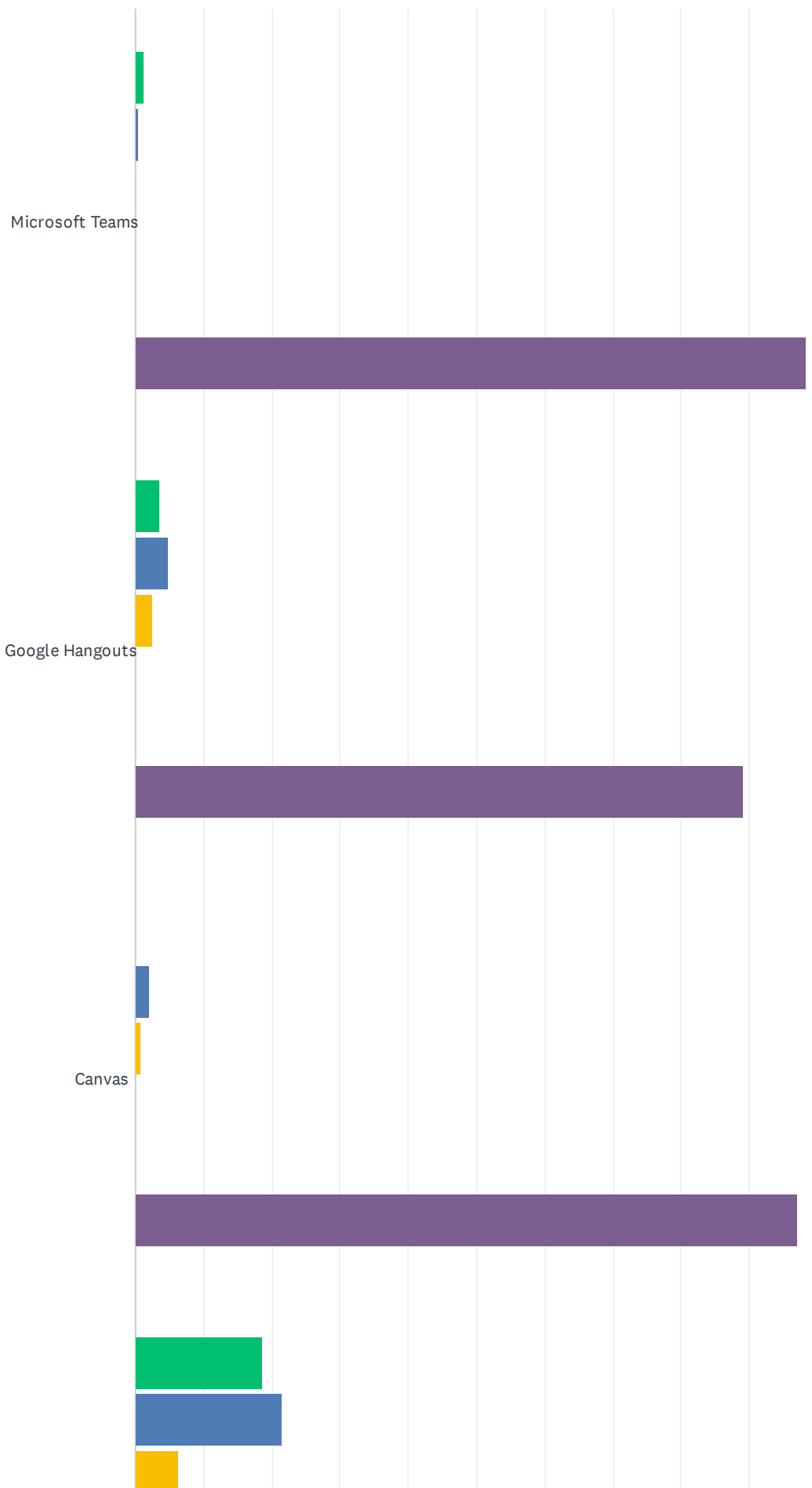
# Q13 How easy to use were the software applications you used for distance learning this spring?

Answered: 385 Skipped: 70

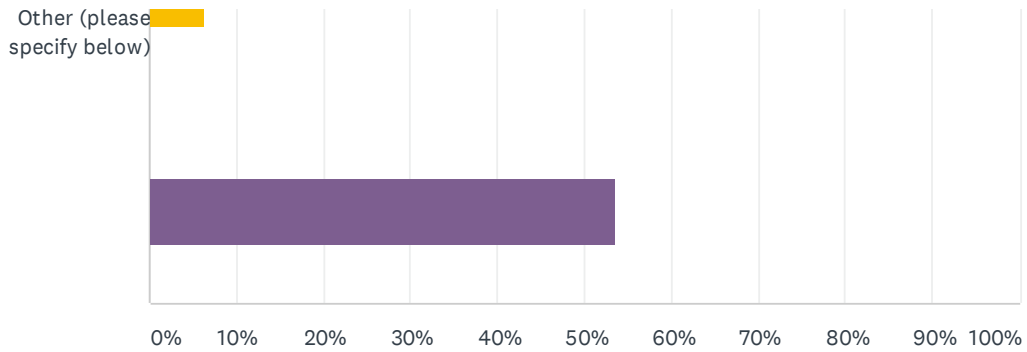




# Distance Learning for All (Educator Survey)



## Distance Learning for All (Educator Survey)

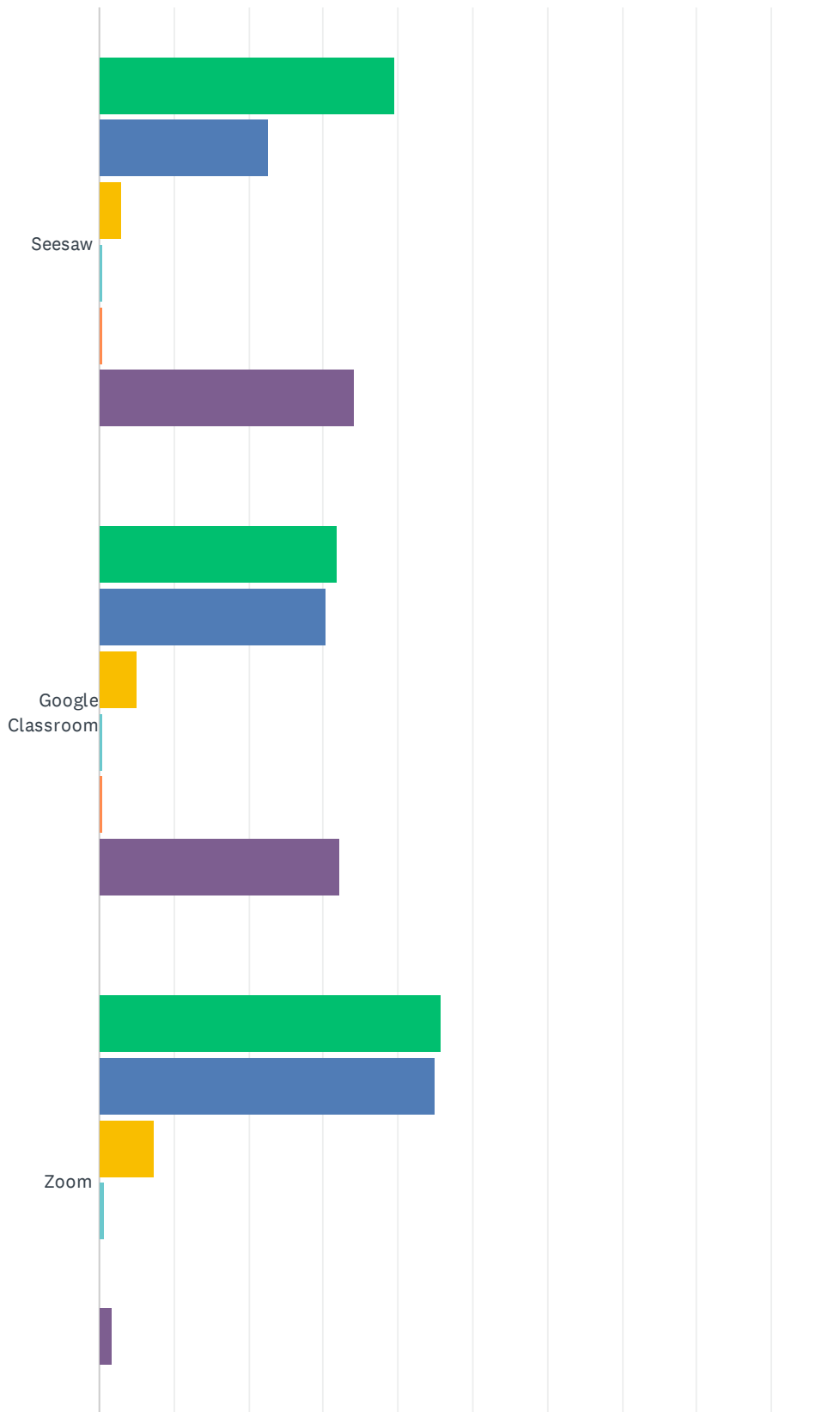


■ Very easy to use   
 ■ Easy to use   
 ■ Difficult to use   
 ■ Very difficult to use  
■ I don't know   
 ■ N/A, not used

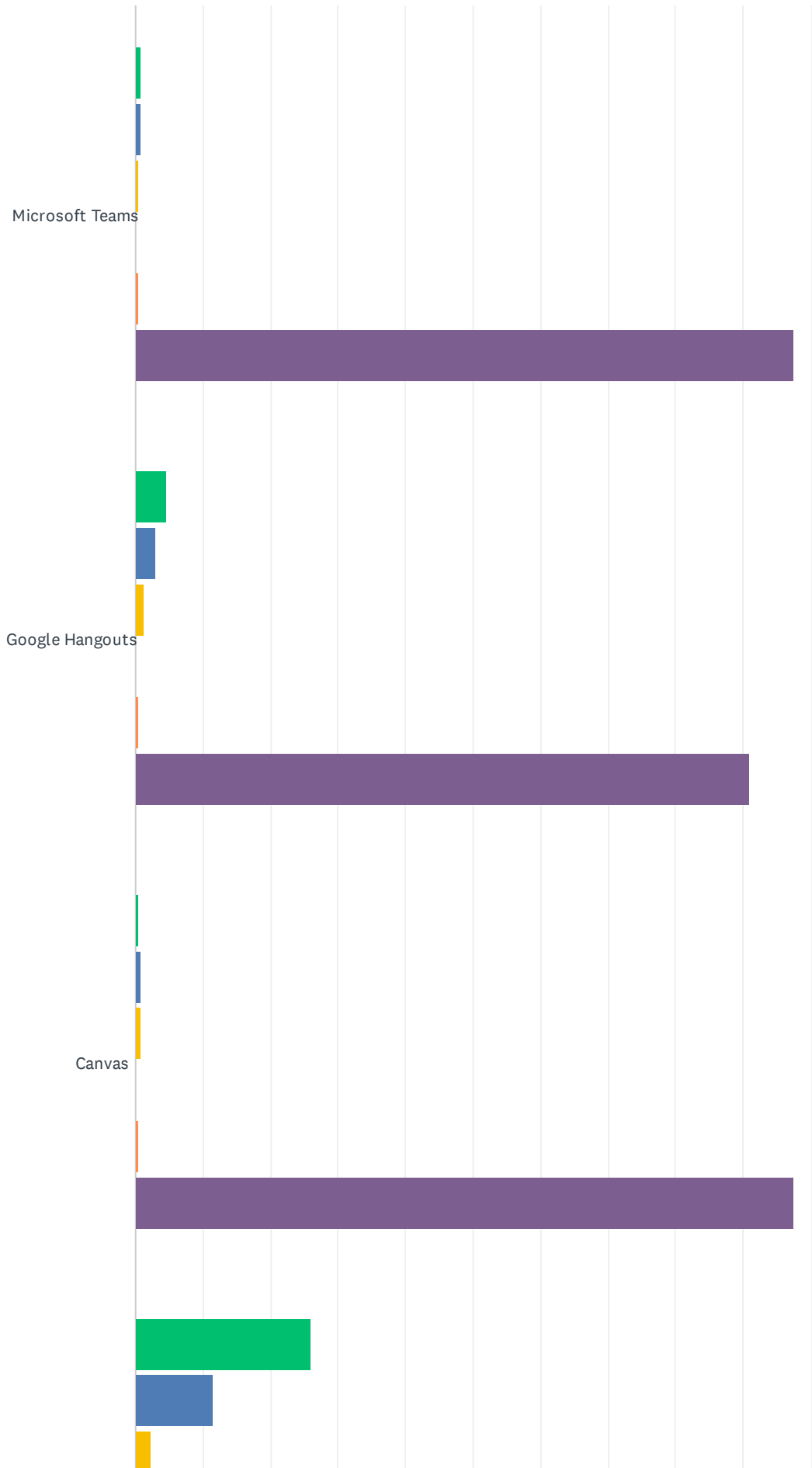
	VERY EASY TO USE	EASY TO USE	DIFFICULT TO USE	VERY DIFFICULT TO USE	I DON'T KNOW	N/A, NOT USED	TOTAL
Seesaw	23.10% 73	37.03% 117	4.11% 13	1.27% 4	0.32% 1	34.18% 108	316
Google Classroom	17.61% 56	37.42% 119	11.95% 38	1.26% 4	0.31% 1	31.45% 100	318
Zoom	35.64% 134	60.37% 227	2.39% 9	0.53% 2	0.00% 0	1.06% 4	376
Microsoft Teams	1.24% 3	0.41% 1	0.00% 0	0.00% 0	0.00% 0	98.35% 238	242
Google Hangouts	3.63% 9	4.84% 12	2.42% 6	0.00% 0	0.00% 0	89.11% 221	248
Canvas	0.00% 0	2.10% 5	0.84% 2	0.00% 0	0.00% 0	97.06% 231	238
Other (please specify below)	18.66% 39	21.53% 45	6.22% 13	0.00% 0	0.00% 0	53.59% 112	209

### Q14 How useful were the software applications you used for distance learning this spring? (Check all that apply)

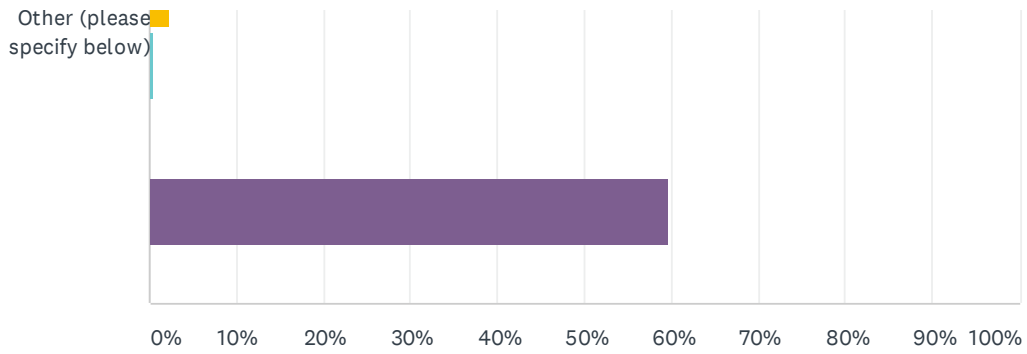
Answered: 386 Skipped: 69



# Distance Learning for All (Educator Survey)



## Distance Learning for All (Educator Survey)

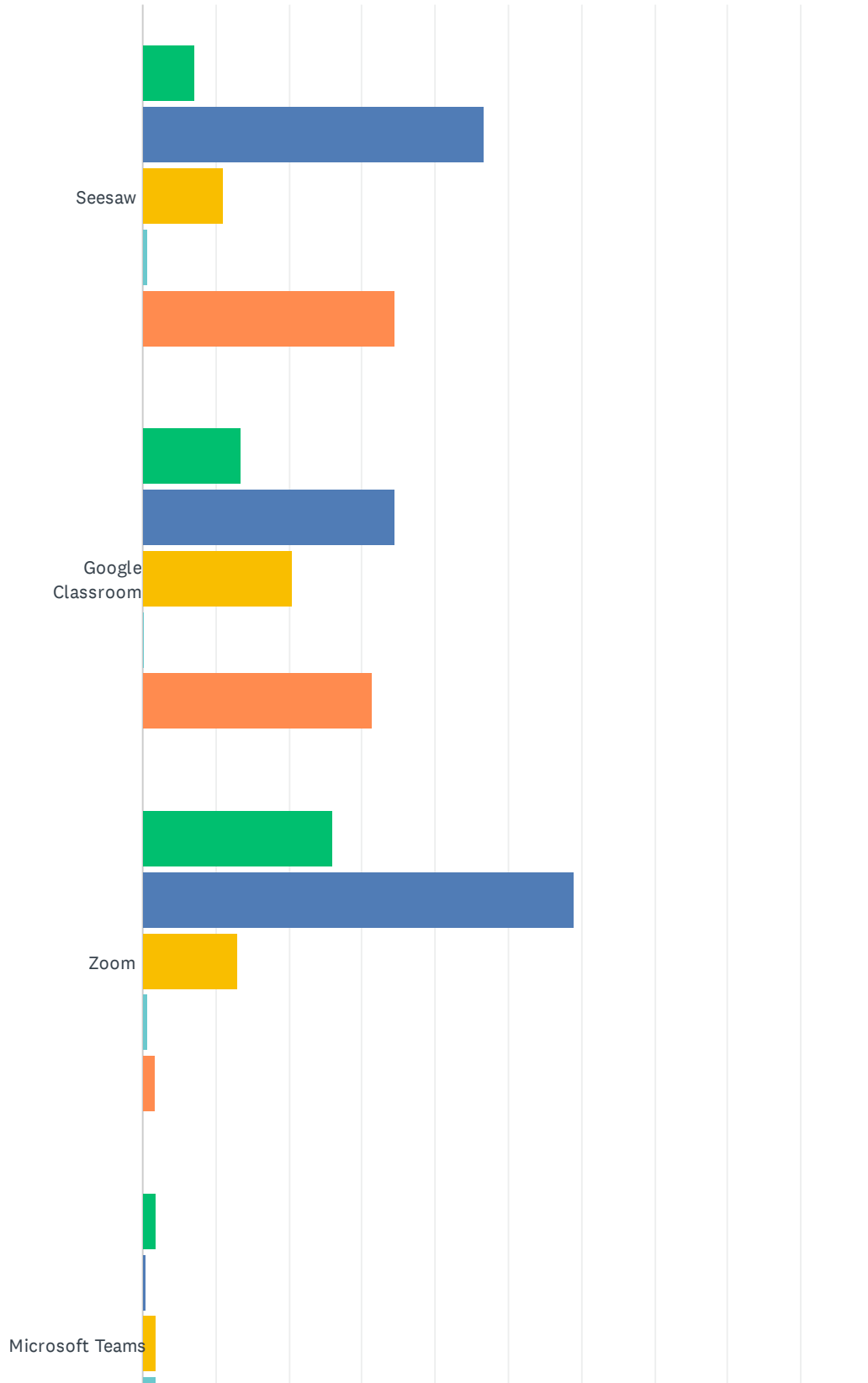


■ Very useful for distance learning   
 ■ Useful   
 ■ Not very useful  
■ Not at all useful   
 ■ Don't know   
 ■ N/A, not used

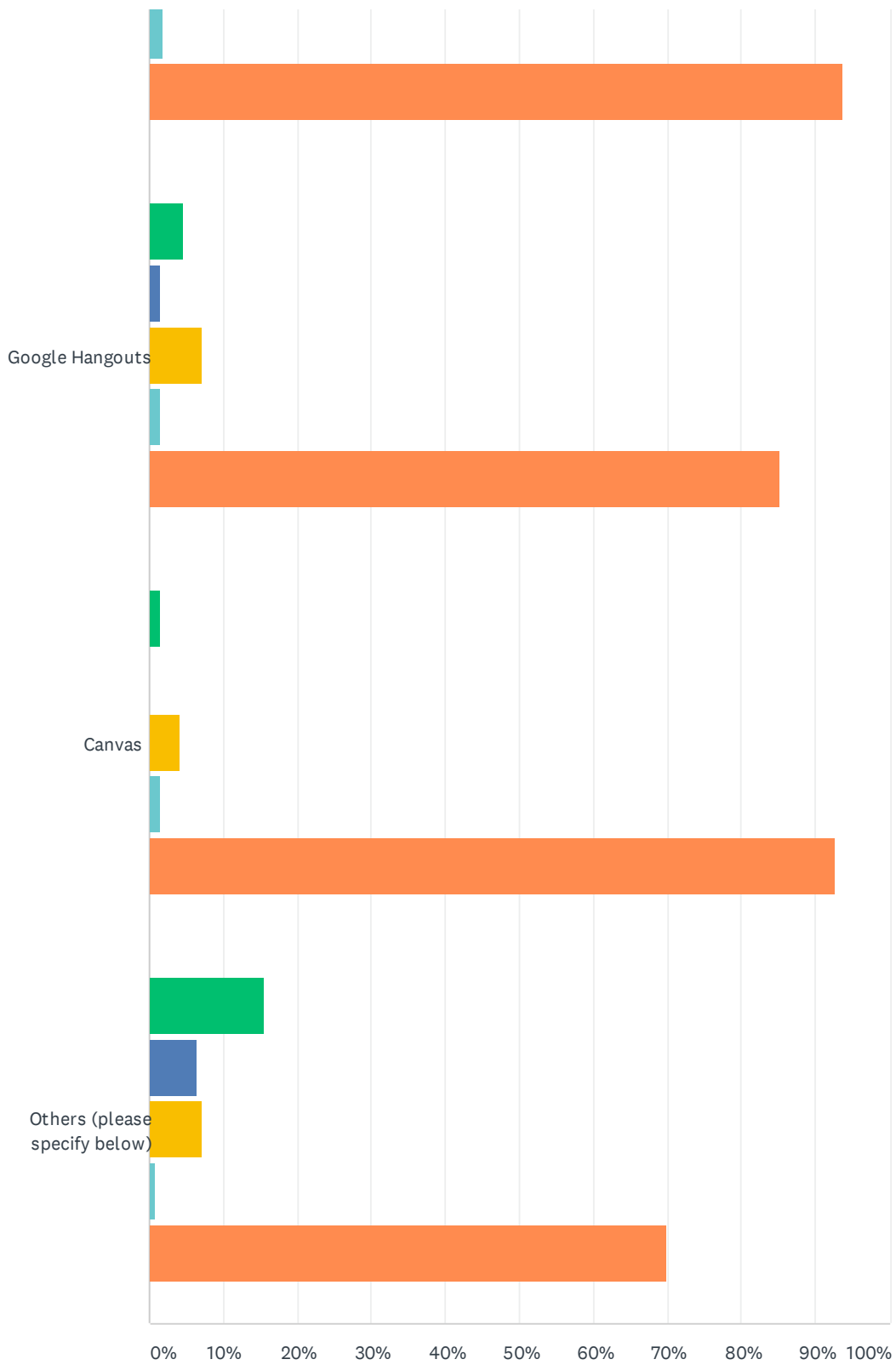
	VERY USEFUL FOR DISTANCE LEARNING	USEFUL	NOT VERY USEFUL	NOT AT ALL USEFUL	DON'T KNOW	N/A, NOT USED	TOTAL
Seesaw	39.62% 124	22.68% 71	2.88% 9	0.32% 1	0.32% 1	34.19% 107	313
Google Classroom	31.86% 101	30.28% 96	5.05% 16	0.32% 1	0.32% 1	32.18% 102	317
Zoom	45.72% 171	44.92% 168	7.22% 27	0.53% 2	0.00% 0	1.60% 6	374
Microsoft Teams	0.83% 2	0.83% 2	0.42% 1	0.00% 0	0.42% 1	97.50% 234	240
Google Hangouts	4.51% 11	2.87% 7	1.23% 3	0.00% 0	0.41% 1	90.98% 222	244
Canvas	0.42% 1	0.83% 2	0.83% 2	0.00% 0	0.42% 1	97.50% 234	240
Other (please specify below)	25.93% 56	11.57% 25	2.31% 5	0.46% 1	0.00% 0	59.72% 129	216

# Q15 Did you receive enough training and support on the software applications used for distance learning this spring?

Answered: 379 Skipped: 76



### Distance Learning for All (Educator Survey)



■ No training was needed   
 ■ Enough training and support received   
 ■ More training and support needed   
 ■ Don't know   
 ■ N/A, not used

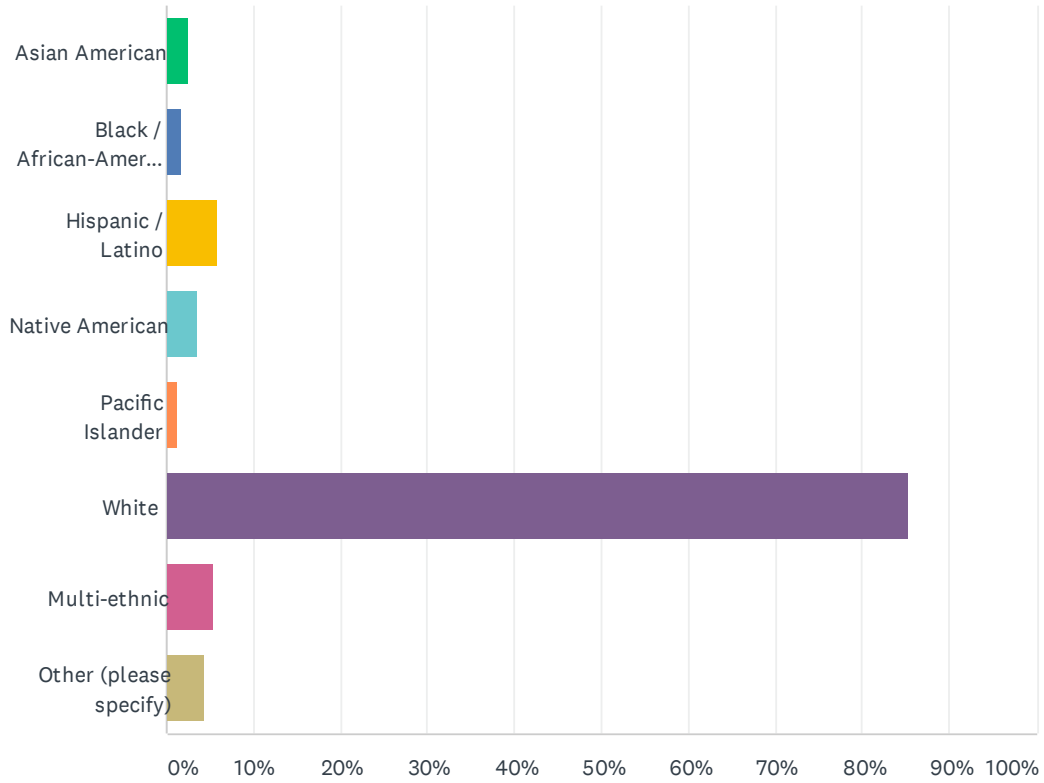
Distance Learning for All (Educator Survey)

	NO TRAINING WAS NEEDED	ENOUGH TRAINING AND SUPPORT RECEIVED	MORE TRAINING AND SUPPORT NEEDED	DON'T KNOW	N/A, NOT USED	TOTAL
Seesaw	7.10% 23	46.60% 151	11.11% 36	0.62% 2	34.57% 112	324
Google Classroom	13.35% 43	34.47% 111	20.50% 66	0.31% 1	31.37% 101	322
Zoom	25.95% 96	58.92% 218	12.97% 48	0.54% 2	1.62% 6	370
Microsoft Teams	1.96% 5	0.39% 1	1.96% 5	1.96% 5	93.73% 239	255
Google Hangouts	4.55% 12	1.52% 4	7.20% 19	1.52% 4	85.23% 225	264
Canvas	1.54% 4	0.00% 0	4.23% 11	1.54% 4	92.69% 241	260
Others (please specify below)	15.49% 33	6.57% 14	7.04% 15	0.94% 2	69.95% 149	213



## Q16 What are your race/ethnicities?

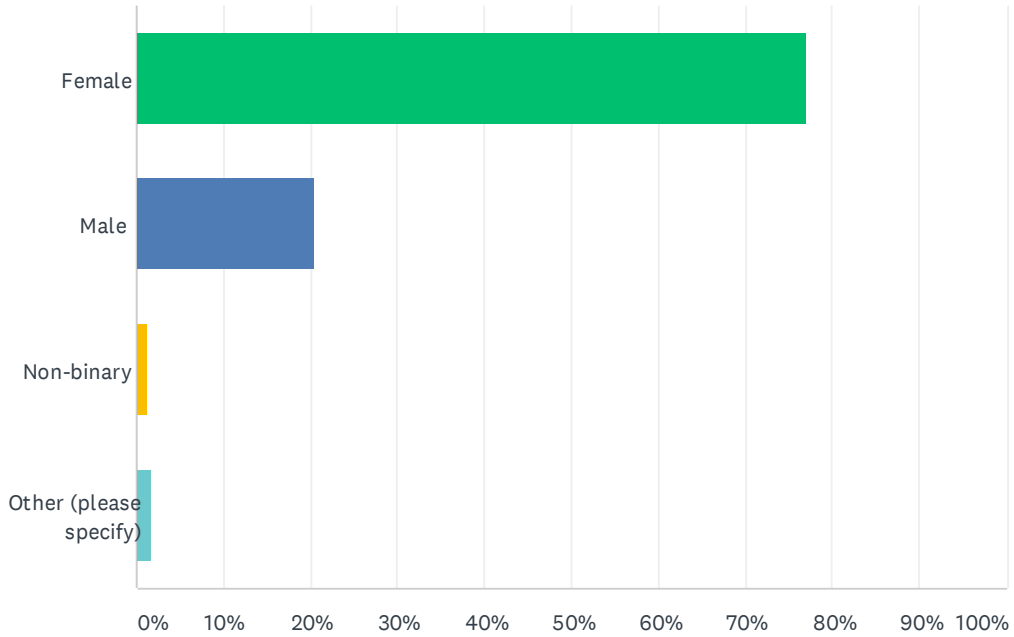
Answered: 373 Skipped: 82



ANSWER CHOICES	RESPONSES	
Asian American	2.41%	9
Black / African-American	1.61%	6
Hispanic / Latino	5.90%	22
Native American	3.49%	13
Pacific Islander	1.34%	5
White	85.25%	318
Multi-ethnic	5.36%	20
Other (please specify)	4.29%	16
Total Respondents: 373		

## Q17 What is your gender?

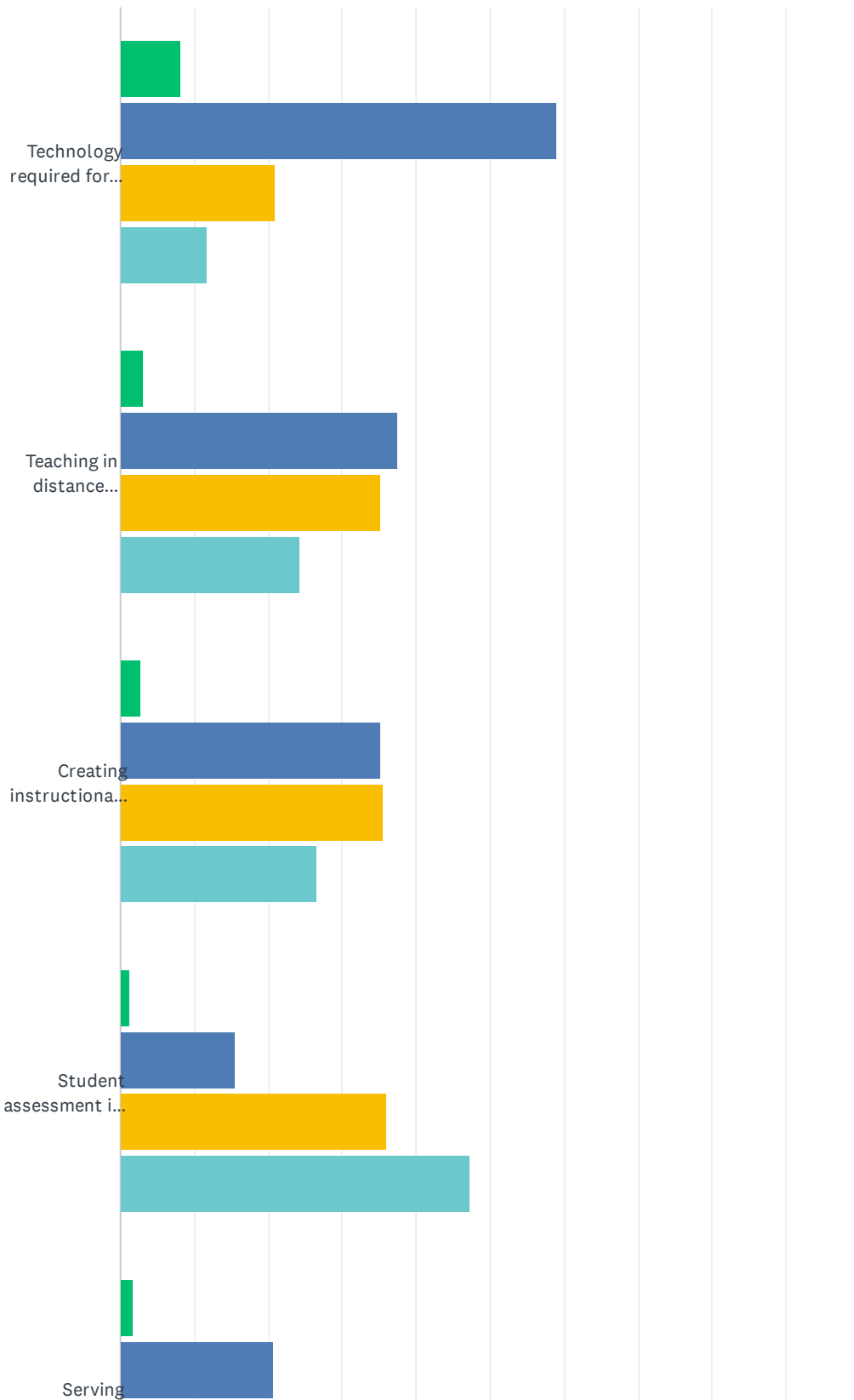
Answered: 379 Skipped: 76



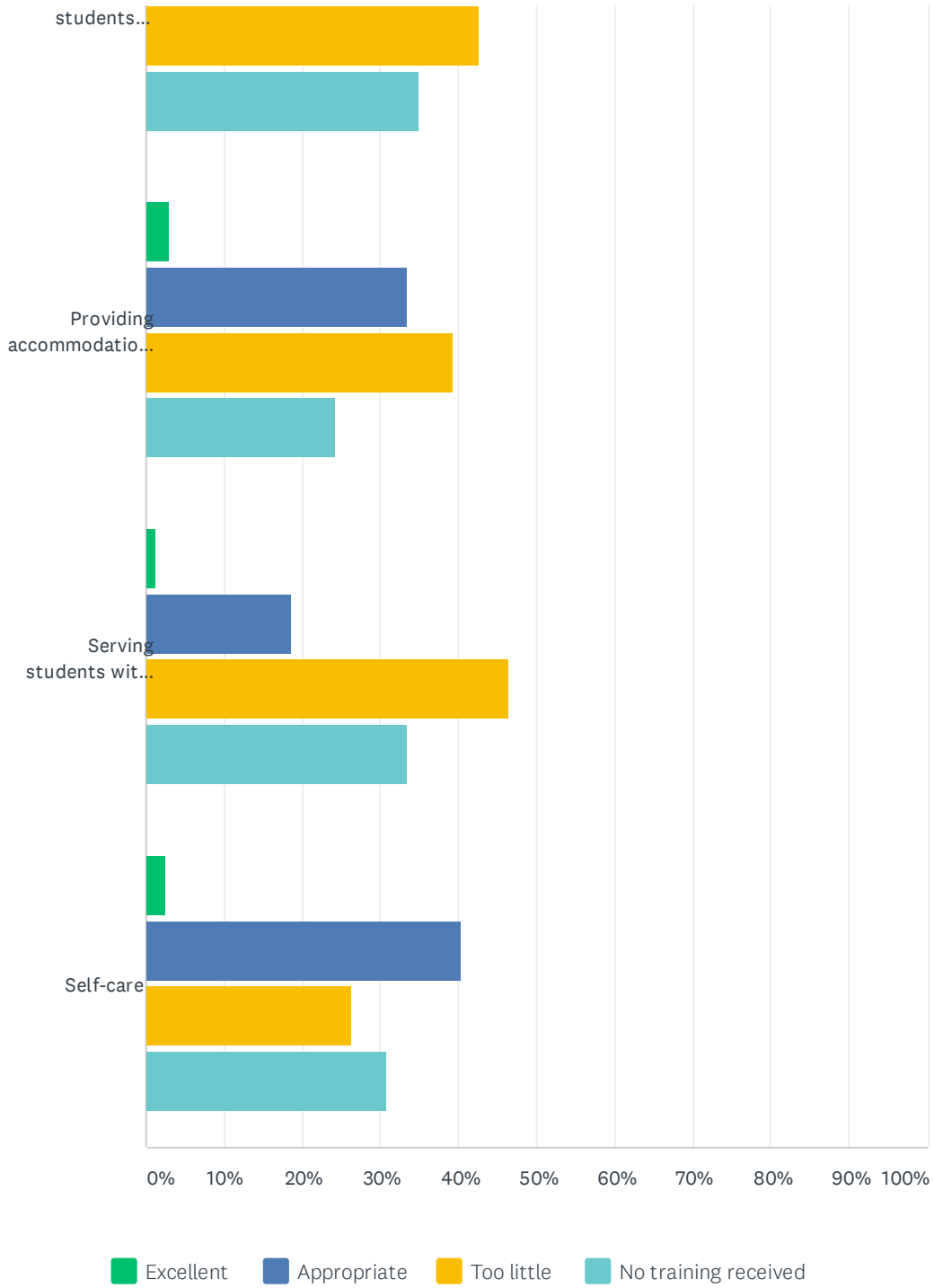
ANSWER CHOICES	RESPONSES	
Female	77.04%	292
Male	20.58%	78
Non-binary	1.32%	5
Other (please specify)	1.58%	6
Total Respondents: 379		

# Q18 What is your opinion about the training you received during the period of distance learning this spring?

Answered: 379 Skipped: 76



# Distance Learning for All (Educator Survey)

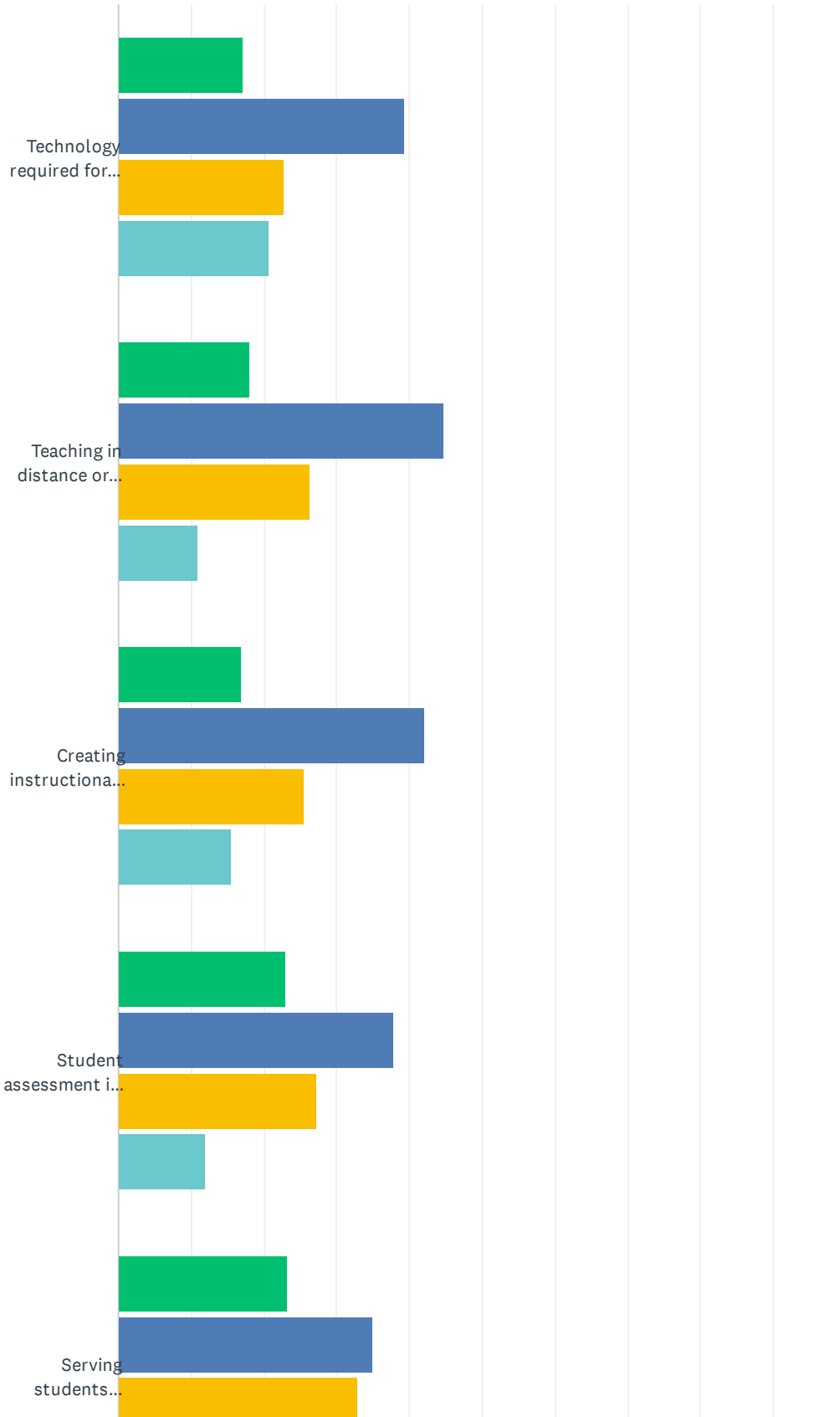


## Distance Learning for All (Educator Survey)

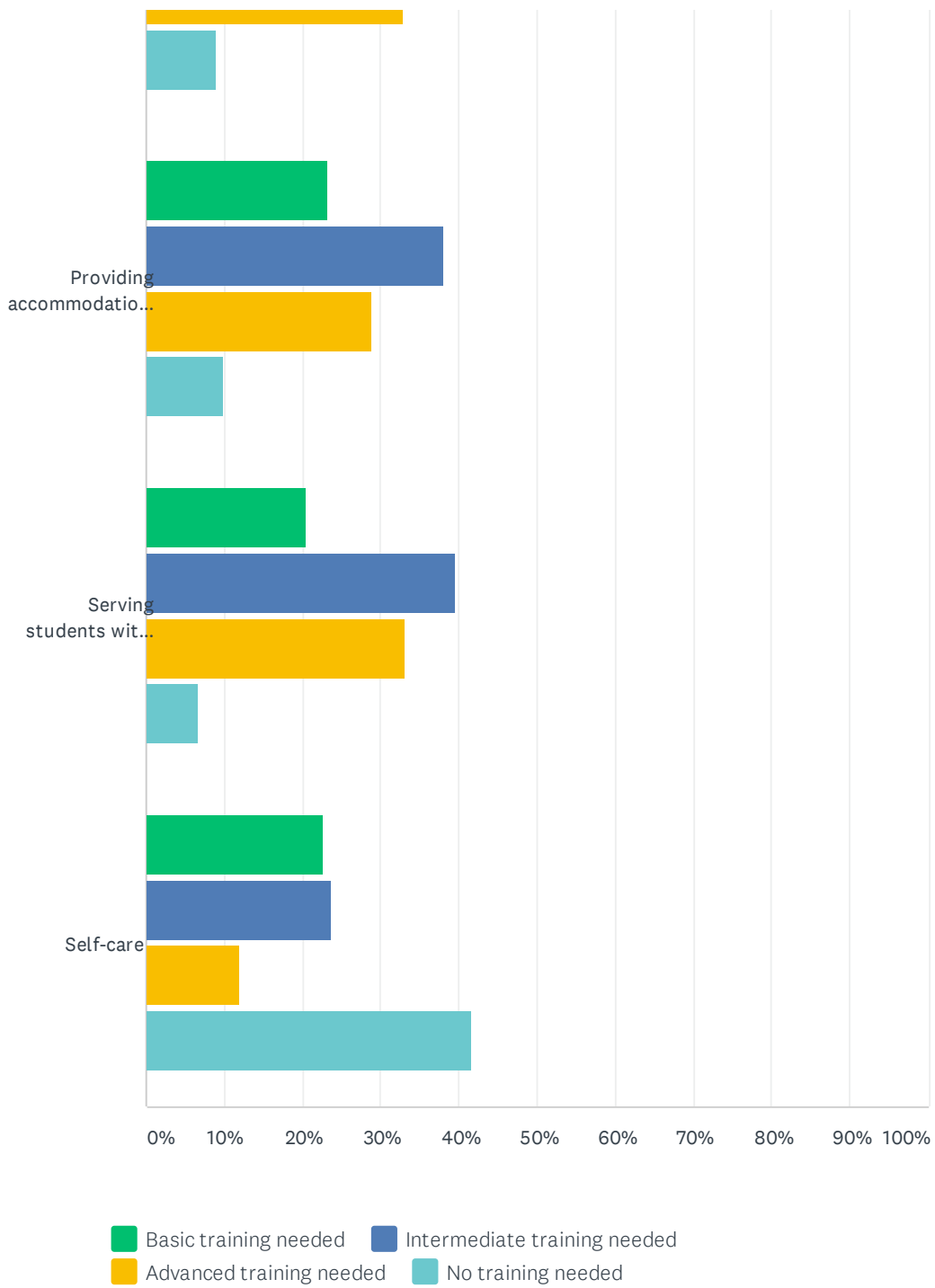
	EXCELLENT	APPROPRIATE	TOO LITTLE	NO TRAINING RECEIVED	TOTAL
Technology required for distance learning	8.24% 31	59.04% 222	21.01% 79	11.70% 44	376
Teaching in distance learning	3.19% 12	37.50% 141	35.11% 132	24.20% 91	376
Creating instructional materials in distance learning	2.67% 10	35.20% 132	35.47% 133	26.67% 100	375
Student assessment in distance learning	1.33% 5	15.43% 58	35.90% 135	47.34% 178	376
Serving students experiencing stress, anxiety, and trauma	1.60% 6	20.80% 78	42.67% 160	34.93% 131	375
Providing accommodations for students in distance learning	2.94% 11	33.42% 125	39.30% 147	24.33% 91	374
Serving students with very different levels of access to distance learning	1.34% 5	18.72% 70	46.52% 174	33.42% 125	374
Self-care	2.47% 9	40.38% 147	26.37% 96	30.77% 112	364

# Q19 In what areas do you think you will need more training in the fall?

Answered: 374 Skipped: 81



# Distance Learning for All (Educator Survey)



## Distance Learning for All (Educator Survey)

	<b>BASIC TRAINING NEEDED</b>	<b>INTERMEDIATE TRAINING NEEDED</b>	<b>ADVANCED TRAINING NEEDED</b>	<b>NO TRAINING NEEDED</b>	<b>TOTAL</b>
Technology required for distance or mixed (distance and in-person) learning	17.12% 63	39.40% 145	22.83% 84	20.65% 76	368
Teaching in distance or mixed learning	17.93% 66	44.84% 165	26.36% 97	10.87% 40	368
Creating instructional materials in distance or mixed learning	16.89% 62	41.96% 154	25.61% 94	15.53% 57	367
Student assessment in distance or mixed learning	22.97% 85	37.84% 140	27.30% 101	11.89% 44	370
Serving students experiencing stress, anxiety, and trauma	23.18% 86	35.04% 130	32.88% 122	8.89% 33	371
Providing accommodations to students in distance or mixed learning	23.16% 85	38.15% 140	28.88% 106	9.81% 36	367
Serving students with very different levels of access to distance learning	20.60% 76	39.57% 146	33.06% 122	6.78% 25	369
Self-care	22.63% 81	23.74% 85	12.01% 43	41.62% 149	358



## Q20 How could distance learning in 4J be made better in the future?

Answered: 309 Skipped: 146

**Q21 Do you have any other comments about distance learning and support services in 4J while school buildings are closed?**

Answered: 215 Skipped: 240